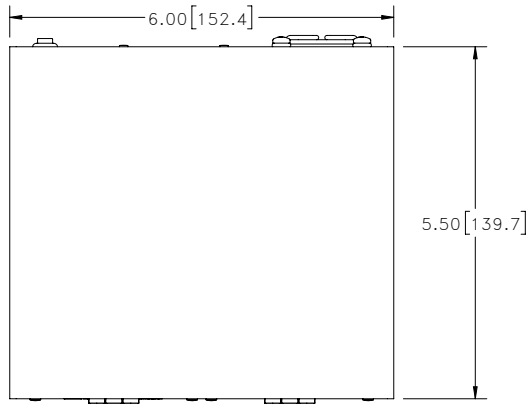


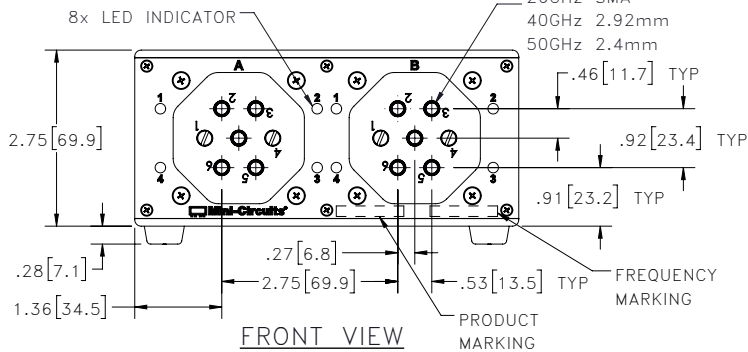
## Outline Dimensions

MR2616



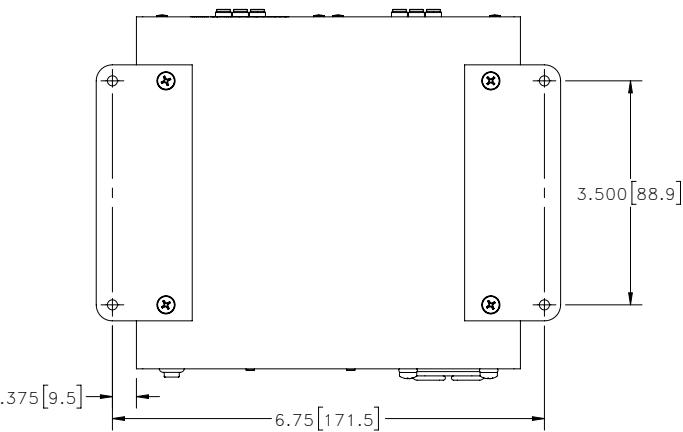
TOP VIEW

10X FEMALE CONNECTOR  
26GHz SMA  
40GHz 2.92mm  
50GHz 2.4mm



FRONT VIEW

PRODUCT MARKING

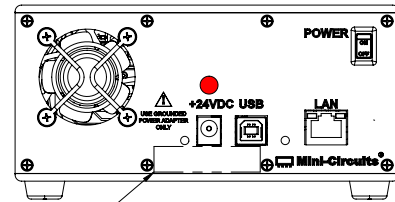


BOTTOM VIEW

SHOWN WITH RUBBER FEET REMOVED AND BRACKETS INSTALLED.

### Notes:

1. Case material: Aluminum (with protective coating to prevent corrosion).
2. Dimensions are in inches [mm]. Tolerances: 2 Pl.  $\pm 0.03$  inch; 3 Pl.  $\pm 0.015$  inch.
3. Weight: 1290 grams.
4. Marking may contain other features or characters for internal lot control.

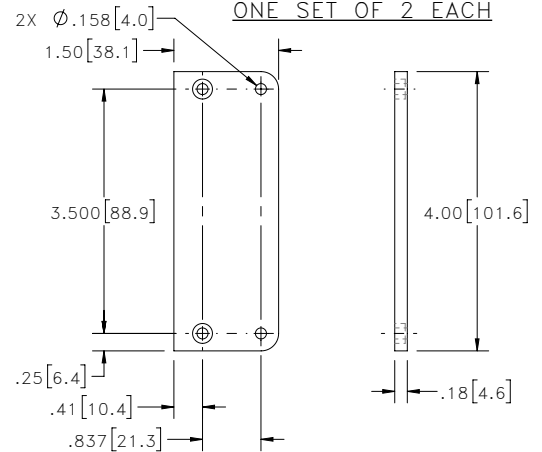


REAR VIEW

S/N LABEL

### BRACKET OPTION

ONE SET OF 2 EACH



TOLERANCE:  $\pm 0.005$

### INSTRUCTIONS FOR MOUNTING BRACKETS:

TOOL REQUIRED: PHILLIPS HEAD SCREWDRIVER

STEP 1: REMOVE RUBBER FEET FROM THE BOTTOM OF THE UNIT. DO NOT DISCARD THE FASTENERS.

STEP 2: MOUNT THE BRACKETS WITH THE FASTENERS REMOVED IN STEP 1, USING THE COUNTER BORE HOLES IN THE BRACKET.



P.O. Box 350166, Brooklyn, New York 11235-0003 (718) 934-4500 Fax (718) 332-4661 For detailed performance specs & shopping online see Mini-Circuits web site



The Design Engineers Search Engine Provides ACTUAL Data Instantly From MINI-CIRCUITS At: [www.minicircuits.com](http://www.minicircuits.com)

RF/IF MICROWAVE COMPONENTS