

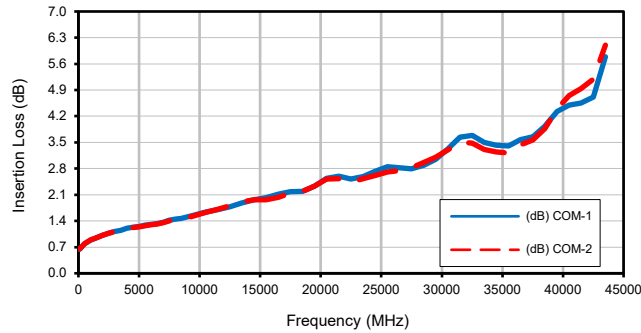
# Solid State USB SPDT Switch

# USB-1SP2T-A44

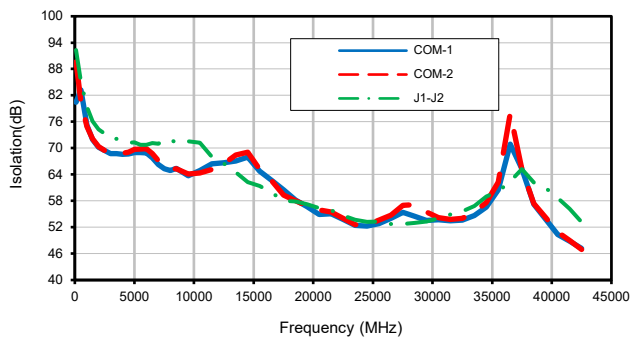
## Typical Performance Curves

TEST CONDITIONS: @Temperature = 0°C, Pin=8dBm

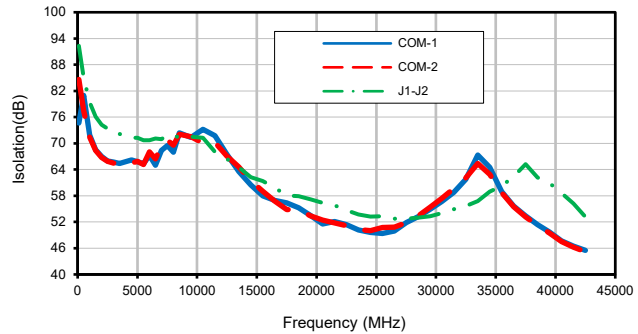
Insertion Loss



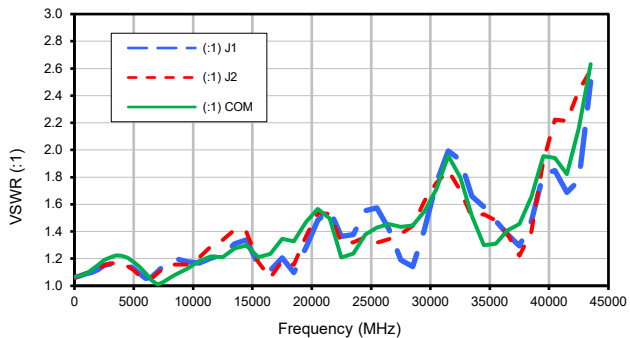
Isolation @ Active states



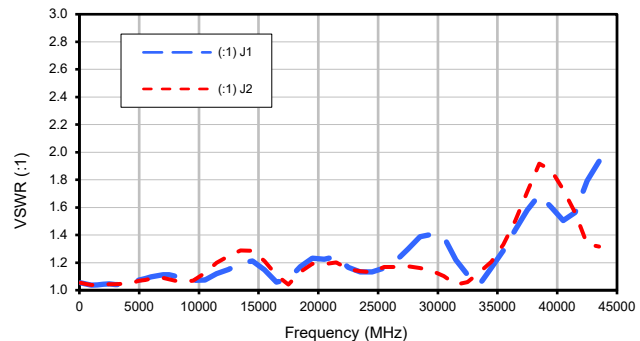
Isolation @ Disconnected state



VSWR, Active Ports



VSWR, Terminated Ports



**Notes**

- A. Performance and quality attributes and conditions not expressly stated in this specification document are intended to be excluded and do not form a part of this specification document.
- B. Electrical specifications and performance data contained in this specification document are based on Mini-Circuits' applicable established test performance criteria and measurement instructions.
- C. The parts covered by this specification document are subject to Mini-Circuits' standard limited warranty and terms and conditions (collectively, "Standard Terms"); Purchasers of this part are entitled to the rights and benefits contained therein. For a full statement of the Standard Terms and the exclusive rights and remedies thereunder, please visit Mini-Circuits' website at [www.minicircuits.com/MCLStore/terms.jsp](http://www.minicircuits.com/MCLStore/terms.jsp)



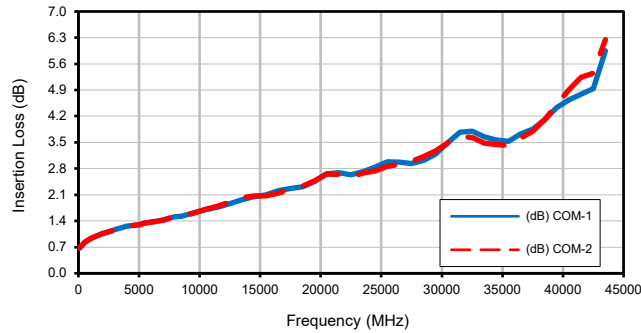
# Solid State USB SPDT Switch

# USB-1SP2T-A44

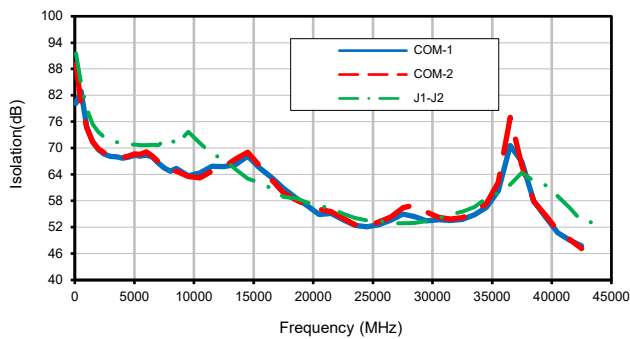
## Typical Performance Curves

TEST CONDITIONS: @Temperature = 25°C, Pin=8dBm

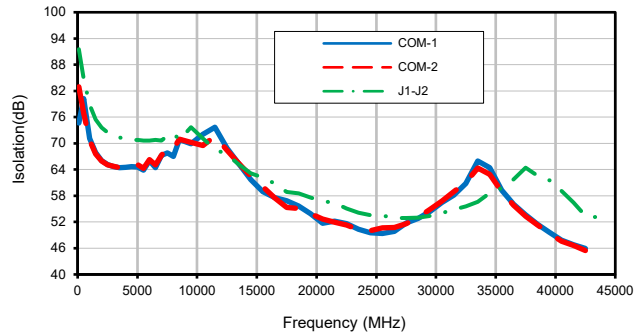
Insertion Loss



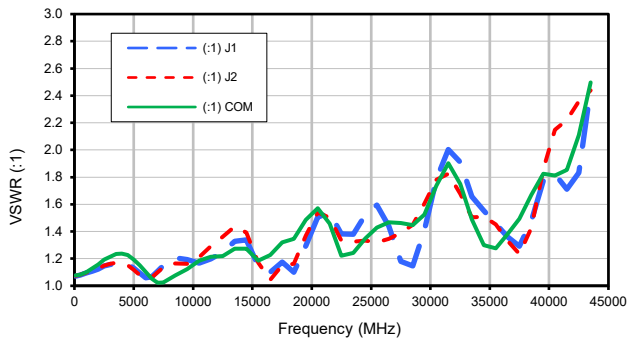
Isolation @ Active states



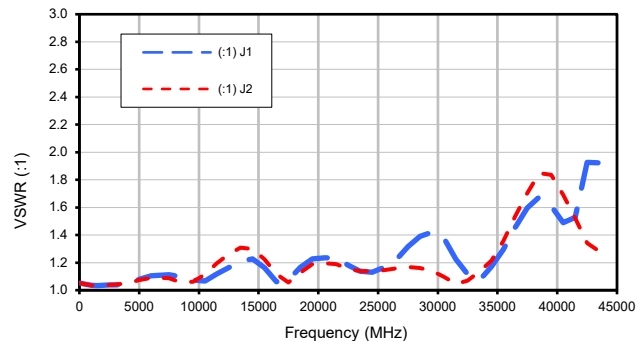
Isolation @ Disconnected state



VSWR, Active Ports



VSWR, Terminated Ports



**Notes**

- A. Performance and quality attributes and conditions not expressly stated in this specification document are intended to be excluded and do not form a part of this specification document.
- B. Electrical specifications and performance data contained in this specification document are based on Mini-Circuits' applicable established test performance criteria and measurement instructions.
- C. The parts covered by this specification document are subject to Mini-Circuits' standard limited warranty and terms and conditions (collectively, "Standard Terms"); Purchasers of this part are entitled to the rights and benefits contained therein. For a full statement of the Standard Terms and the exclusive rights and remedies thereunder, please visit Mini-Circuits' website at [www.minicircuits.com/MCLStore/terms.jsp](http://www.minicircuits.com/MCLStore/terms.jsp)



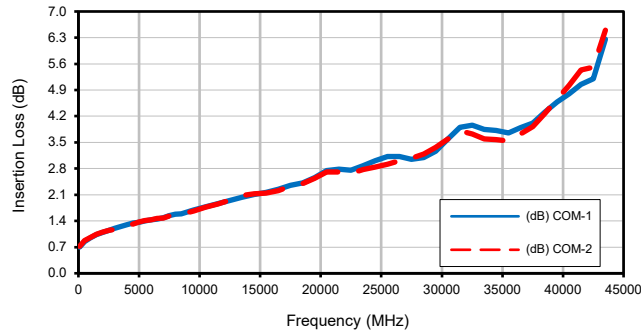
# Solid State USB SPDT Switch

# USB-1SP2T-A44

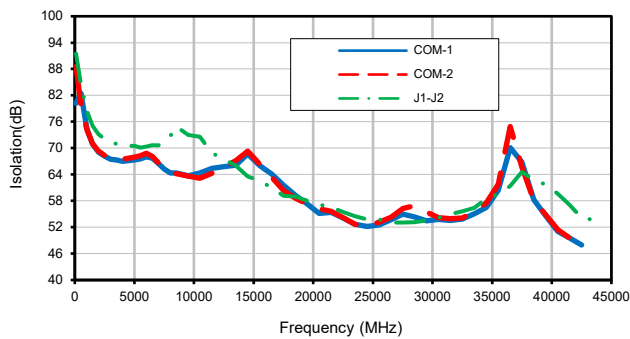
## Typical Performance Curves

TEST CONDITIONS: @Temperature = 50°C, Pin=8dBm

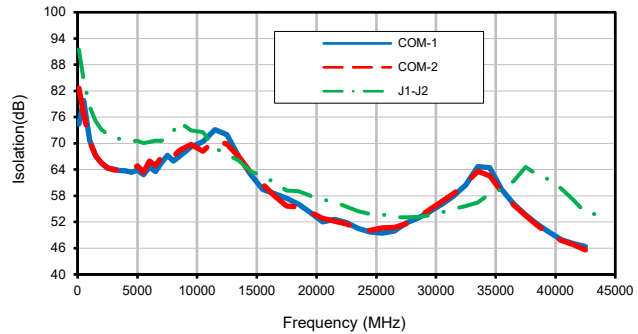
Insertion Loss



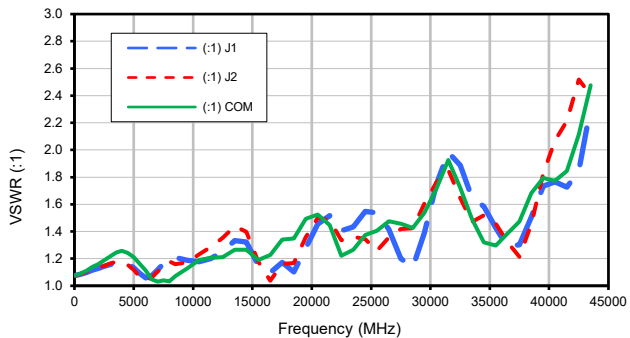
Isolation @ Active states



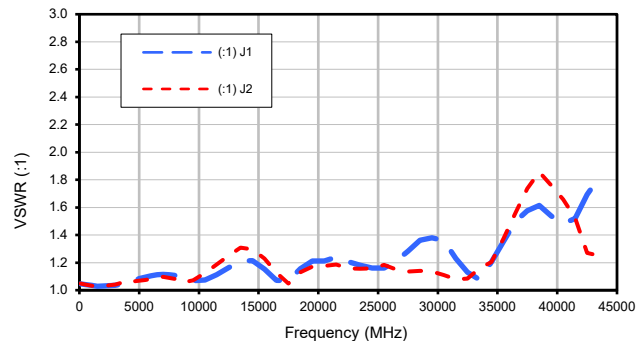
Isolation @ Disconnected state



VSWR, Active Ports



VSWR, Terminated Ports



**Notes**

- A. Performance and quality attributes and conditions not expressly stated in this specification document are intended to be excluded and do not form a part of this specification document.
- B. Electrical specifications and performance data contained in this specification document are based on Mini-Circuits' applicable established test performance criteria and measurement instructions.
- C. The parts covered by this specification document are subject to Mini-Circuits' standard limited warranty and terms and conditions (collectively, "Standard Terms"); Purchasers of this part are entitled to the rights and benefits contained therein. For a full statement of the Standard Terms and the exclusive rights and remedies thereunder, please visit Mini-Circuits' website at [www.minicircuits.com/MCLStore/terms.jsp](http://www.minicircuits.com/MCLStore/terms.jsp)

