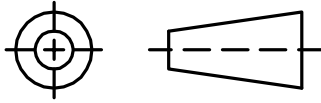


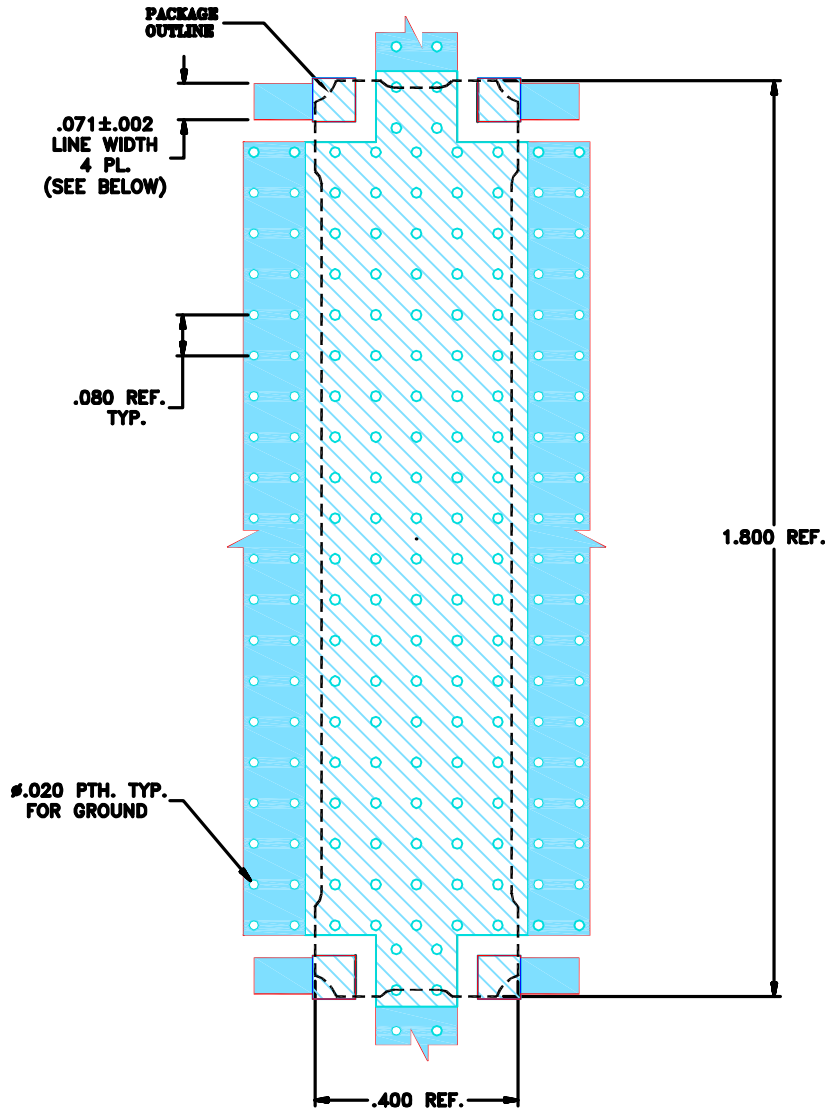
THIRD ANGLE PROJECTION



REVISIONS

REV	ECN No.	DESCRIPTION	DATE	DR	AUTH
OR	M165053	NEW RELEASE (FROM RAVON)	12/17	DK	HH
OR	R92774	NEW RELEASE (FROM RAVON)	12/17	DK	HH

**SUGGESTED MOUNTING CONFIGURATION  
FOR PQ2181 CASE STYLE 08DC08 PIN CONNECTION, 50 OHM**



NOTES:

1. TRACE WIDTH IS SHOWN FOR ROGERS R04003C WITH DIELECTRIC THICKNESS.  $.032 \pm .003$ ". COPPER: 1 OZ. EACH SIDE. FOR OTHER MATERIALS TRACE WIDTH MAY NEED TO BE MODIFIED.
2. BOTTOM SIDE OF THE PCB IS CONTINUOUS GROUND PLANE.

 DENOTES PCB COPPER LAYOUT WITH SMOBC (SOLDER MASK OVER BARE COPPER)

 DENOTES COPPER LAND PATTERN FREE OF SOLDERMASK

UNLESS OTHERWISE SPECIFIED

INITIALS      DATE


DIMENSIONS ARE IN INCHES  
TOLERANCES ON:  
2 PL DECIMALS ±  
3 PL DECIMALS ± .005  
ANGLES ±  
FRACTIONS ±

DRAWN	DK (RAVON)	03 DEC 17
CHECKED	RM (RAVON)	03 DEC 17
APPROVED	HH (RAVON)	03 DEC 17



**Mini-Circuits®** 13 Neptune Avenue  
Brooklyn NY 11235

**PL, 08DC08, PQ2181  
TB-884+**

 Mini-Circuits®  
THIS DOCUMENT AND ITS CONTENTS ARE THE PROPERTY OF MINI-CIRCUITS. EXCEPT FOR USE EXPRESSLY GRANTED, IN WRITING, TO ITS VENDORS, VENDEE AND THE UNITED STATES GOVERNMENT, MINI-CIRCUITS RESERVES ALL PROPRIETARY DESIGN, USE, MANUFACTURING AND REPRODUCTION RIGHTS THERETO. THESE CONTENTS SHALL NOT BE USED, DUPLICATED OR DISCLOSED TO ANY OUTSIDE PARTY, IN WHOLE OR IN PART, WITHOUT WRITTEN PERMISSION OF MINI-CIRCUITS.

SIZE A	CODE IDENT 15542	DRAWING NO: 98-PL-539	REV: OR
FILE: 98PL539(OR)	SCALE: 2.5:1	SHEET: 1 OF 1	