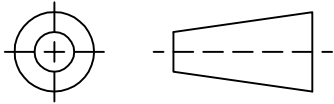


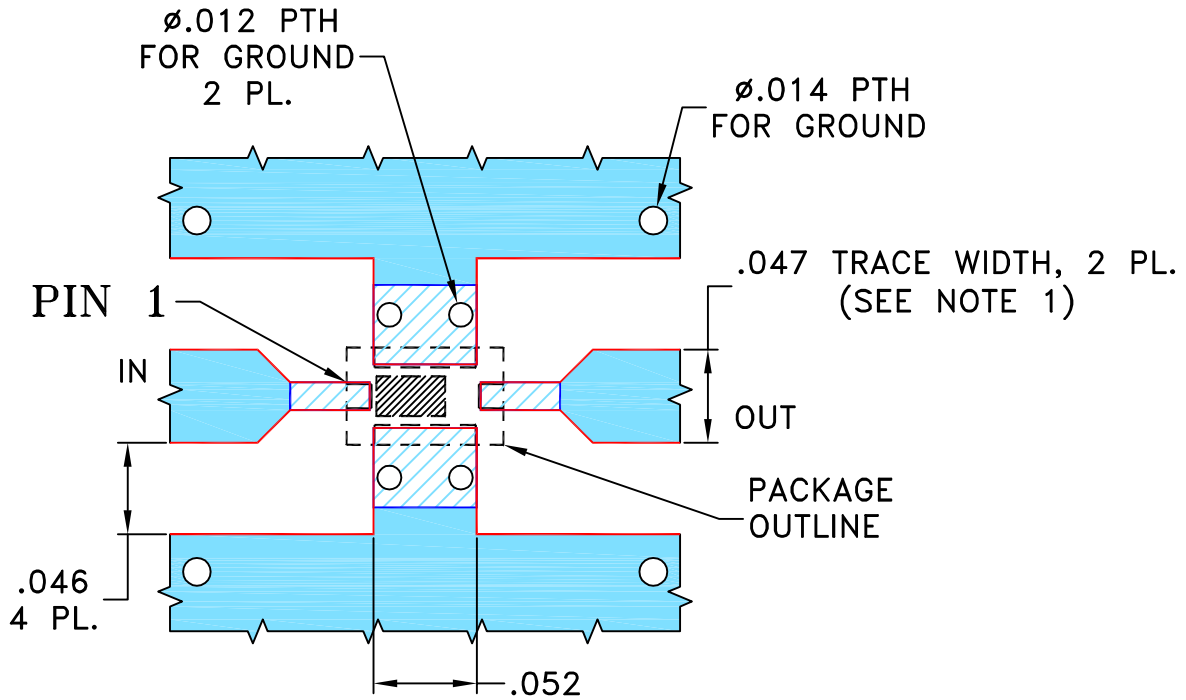
THIRD ANGLE PROJECTION



REVISIONS


REV	ECN No.	DESCRIPTION	DATE	DR	AUTH
OR	M168200	NEW RELEASE	05/31/18	NP	SL

SUGGESTED MOUNTING CONFIGURATION
FOR GE0805C-3 CASE STYLE, "04FL01" PIN CODE



NOTES:

- TRACE WIDTH IS SHOWN FOR ROGERS R04233 WITH DIELECTRIC THICKNESS $.020 \pm .0015$. COPPER: 1/2 OZ. EACH SIDE. FOR OTHER MATERIALS TRACE WIDTH AND GAP MAY NEED TO BE MODIFIED.
- BOTTOM SIDE OF THE PCB IS CONTINUOUS GROUND PLANE.

 DENOTES PCB COPPER LAYOUT WITH SMOBC (SOLDER MASK OVER BARE COPPER).


 DENOTES COPPER LAND PATTERN FREE OF SOLDER MASK.

UNLESS OTHERWISE SPECIFIED	INITIALS	DATE
DIMENSIONS ARE IN INCHES	DRAWN NP	05/30/18
TOLERANCES ON:	CHECKED GF	05/30/18
2 PL DECIMALS \pm	APPROVED SL	05/31/18
3 PL DECIMALS \pm .005		
ANGLES \pm		
FRACTIONS \pm		

 **Mini-Circuits[®]** 13 Neptune Avenue
 Brooklyn NY 11235

PL, 04FL01, GE0805C-3, TB-1028+

SIZE	CODE IDENT	DRAWING NO:	REV:
A	15542	98-PL-566	OR
FILE:	98PL566	SCALE: 10:1	SHEET: 1 OF 1

 Mini-Circuits[®]

THIS DOCUMENT AND ITS CONTENTS ARE THE PROPERTY OF MINI-CIRCUITS. EXCEPT FOR USE EXPRESSLY GRANTED, IN WRITING, TO ITS VENDORS, VENDEE AND THE UNITED STATES GOVERNMENT, MINI-CIRCUITS RESERVES ALL PROPRIETARY DESIGN, USE, MANUFACTURING AND REPRODUCTION RIGHTS THERETO. THESE CONTENTS SHALL NOT BE USED, DUPLICATED OR DISCLOSED TO ANY OUTSIDE PARTY, IN WHOLE OR IN PART, WITHOUT WRITTEN PERMISSION OF MINI-CIRCUITS.