



COAXIAL

# DC Block

## BLK-18W-S+

50Ω 0.01 to 18 GHz SMA Female to SMA Male

### FEATURES

- Broadband performance
- Low Insertion loss
- Rugged unibody construction
- Off-the-shelf availability



Generic photo used for illustration purposes only

### APPLICATIONS

- Test and Measurement Instrumentation
- Communication Systems
- Defense Systems

Model No.	BLK-18W-S+
Case Style	DJ2668
Connectors	SMA F-SMA M

**+RoHS Compliant**  
 The +Suffix identifies RoHS Compliance.  
 See our website for methodologies and qualifications

### ELECTRICAL SPECIFICATIONS AT 25°C

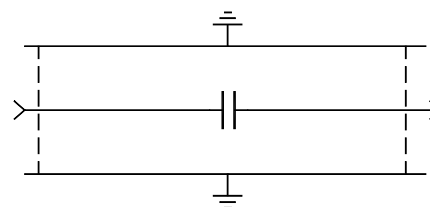
Parameter	Frequency (GHz)	Min.	Typ.	Max.	Units
Frequency Range		0.01		18	GHz
Insertion Loss	0.01-18	—	0.41	0.75	dB
Return Loss	0.01-18	16.5	23	—	dB

### ABSOLUTE MAXIMUM RATINGS

Parameter	Ratings
Operating Case Temperature	-55 °C to +125 °C
Storage Temperature	-55 °C to +125 °C
DC Input Voltage	200 V
Input Power	33 dBm

Permanent damage may occur if any of these limits are exceeded.

### ELECTRICAL SCHEMATIC





COAXIAL

# DC Block

## BLK-18W-S+

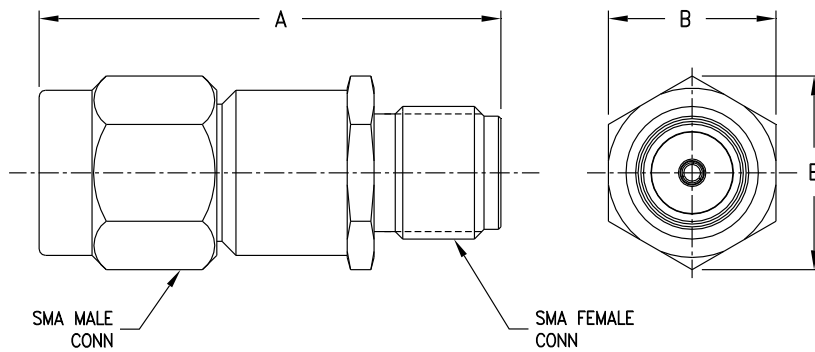
Mini-Circuits

50Ω 0.01 to 18 GHz SMA Female to SMA Male

### COAXIAL CONNECTIONS

Port 1	SMA - Female
Port 2	SMA -Male

### OUTLINE DRAWING



### OUTLINE DIMENSIONS (Inches) mm

	A	B	E	Weight Grams
inches	0.86	0.31	.36	
mm	21.84	8.00	9.14	5.0



COAXIAL

# DC Block

## BLK-18W-S+

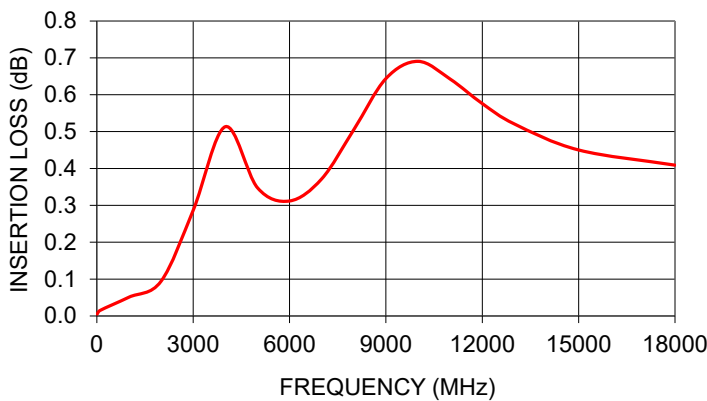
Mini-Circuits

50Ω 0.01 to 18 GHz SMA Female to SMA Male

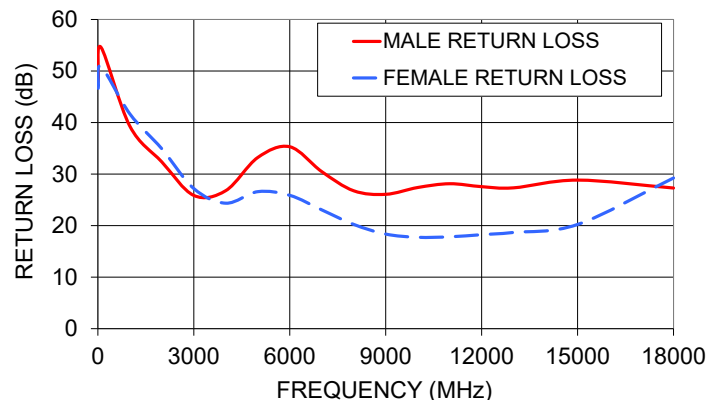
### TYPICAL PERFORMANCE DATA AND CHARTS

Frequency (MHz)	Insertion Loss (dB)	Return Loss (dB)	
		Female	Male
10	0.01	46.63	47.86
100	0.02	50.87	54.57
1000	0.05	41.67	39.28
2000	0.09	34.90	32.35
3000	0.29	27.18	25.85
4000	0.51	24.34	26.78
5000	0.35	26.58	33.21
6000	0.31	25.87	35.30
7000	0.37	23.05	30.47
8000	0.51	20.23	26.75
9000	0.64	18.35	26.06
10000	0.69	17.73	27.39
11000	0.64	17.82	28.12
12000	0.58	18.24	27.55
13000	0.52	18.67	27.32
15000	0.45	20.22	28.82
18000	0.41	29.24	27.29

BLK-18W-S+  
INSERTION LOSS



BLK-18W-S+  
RETURN LOSS



#### NOTES

- A. Performance and quality attributes and conditions not expressly stated in this specification document are intended to be excluded and do not form a part of this specification document.
- B. Electrical specifications and performance data contained in this specification document are based on Mini-Circuit's applicable established test performance criteria and measurement instructions.
- C. The parts covered by this specification document are subject to Mini-Circuits standard limited warranty and terms and conditions (collectively, "Standard Terms"); Purchasers of this part are entitled to the rights and benefits contained therein. For a full statement of the standard terms and the exclusive rights and remedies thereunder, please visit Mini-Circuits' website at [www.minicircuits.com/terms/viewterm.html](http://www.minicircuits.com/terms/viewterm.html)

