



Mini-Circuits



Test Cable

E40-2FT-KMKM+

50Ω 2 FT DC to 40 GHz Low Loss 2.92mm-Male

FEATURES

- Low Insertion Loss
- Stainless steel 40 GHz Connector for long mating-cycle life
- Good Amplitude and Phase Stability vs Flexing over Frequency
- 40 GHz Connector mates with 2.92mm, K*, 3.5mm, SMA



Generic photo used for illustration purposes only

APPLICATIONS

- Military and Defense Applications
- Research & Development Labs
- Field RF Testing
- Environmental and Temperature Test Chambers

Model No.	E40-2FT-KMKM+
Case Style	RF2512-2
Connectors	2.92mm-Male

+RoHS Compliant
 The +Suffix identifies RoHS Compliance.
 See our website for methodologies and qualifications

ELECTRICAL SPECIFICATIONS AT +25°C

Parameter	Frequency (GHz)	Electrical Specification			Units
		Min.	Typ.	Max.	
Frequency Range		DC	—	40	GHz
Length ¹			2		FT
Insertion Loss	DC - 6	—	1.0	1.3	dB
	6 - 18	—	2.0	2.3	
	18 - 26.5	—	2.5	2.9	
	26.5 - 40	—	3.4	3.9	
Return Loss	DC - 6	23	26	—	dB
	6 - 18	19	20	—	
	18 - 26.5	17	20	—	
	26.5 - 40	16	18	—	

*K Connector is a trademark of Anritsu
 1. Custom sizes available, consult factory

ABSOLUTE MAXIMUM RATINGS

Parameter	Ratings
Operating Temperature	-40°C to +70°C
Storage Temperature	-55°C to +85°C
Power Handling at 25°C, Sea Level	54W at 2 GHz
	17W at 18 GHz
	13W at 26.5 GHz
	11W at 40 GHz

Permanent damage may occur if any of these limits are exceeded.

Product Guarantee
 Mini-Circuits® will repair or replace your test cable at its option if the connector attachment fails within six months of shipment. This guarantee excludes cable or connector interface damage from misuse or abuse.





Mini-Circuits

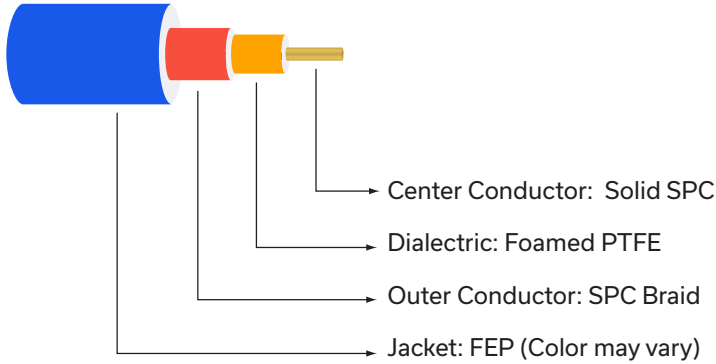


Test Cable

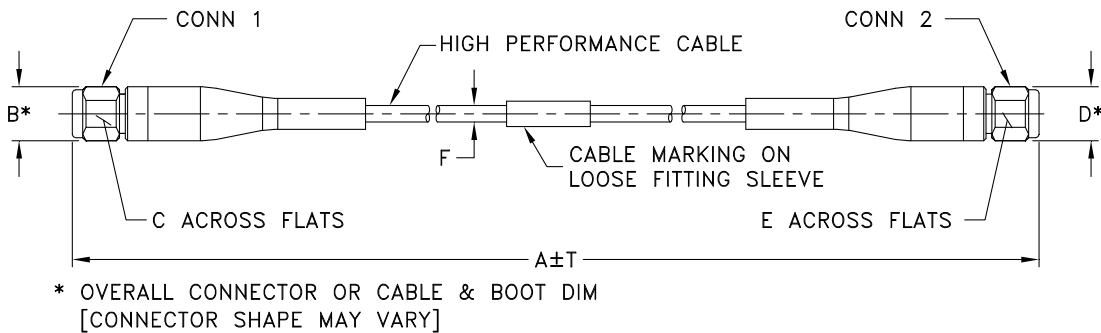
E40-2FT-KMKM+

50Ω 2 FT DC to 40 GHz Low Loss 2.92mm-Male

CABLE CONSTRUCTION



OUTLINE DRAWING



OUTLINE DIMENSIONS (Inch/mm)

A	B	C	D	E	F	T	wt	
Feet	Meters	0.36	0.312	0.36	.312	.100	Inch	grams
2.00	0.61	9.25	7.92	9.25	7.92	2.54	+50/-0	+12.7/-0





Test Cable

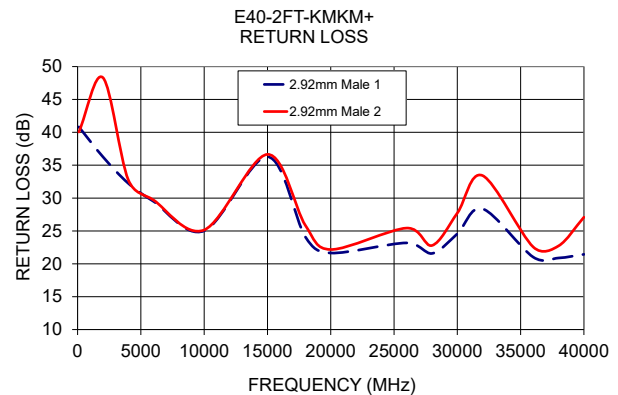
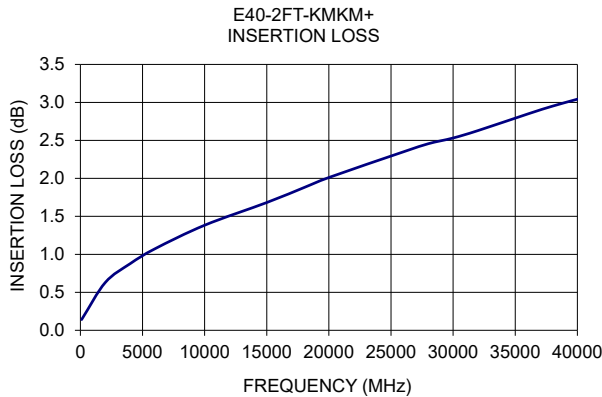
E40-2FT-KMKM+

Mini-Circuits

50Ω 2 FT DC to 40 GHz Low Loss 2.92mm-Male

TYPICAL PERFORMANCE DATA AND CHARTS

Frequency (MHz)	Insertion Loss (dB)	Return Loss (dB)	
		2.92mm-Male 1	2.92mm-Male 2
100	0.14	40.8	40.0
2000	0.63	36.3	48.3
4000	0.88	32.2	32.8
6000	1.07	29.5	29.7
10000	1.38	25.0	25.1
15000	1.68	36.3	36.6
18000	1.88	24.1	25.8
20000	2.01	21.6	22.2
26000	2.35	23.2	25.4
28000	2.46	21.6	22.8
30000	2.53	24.6	27.7
32000	2.63	28.4	33.4
36000	2.85	21.0	22.6
38000	2.95	20.9	22.7
40000	3.04	21.4	27.1



NOTES

- A. Performance and quality attributes and conditions not expressly stated in this specification document are intended to be excluded and do not form a part of this specification document.
- B. Electrical specifications and performance data contained in this specification document are based on Mini-Circuit's applicable established test performance criteria and measurement instructions.
- C. The parts covered by this specification document are subject to Mini-Circuits standard limited warranty and terms and conditions (collectively, "Standard Terms"); Purchasers of this part are entitled to the rights and benefits contained therein. For a full statement of the standard terms and the exclusive rights and remedies thereunder, please visit Mini-Circuits' website at www.minicircuits.com/terms/viewterm.html

