



Armored Test Cable

KBL-1.5FT-LOW+

Mini-Circuits

50Ω 1.5FT DC to 40 GHz Low Loss 2.92mm-Male

FEATURES

- Extremely Low Insertion Loss
- Extra rugged construction includes protective shield and strain relief for longer life
- Stainless steel 40 GHz connector for long mating-cycle life
- Double shield cable for excellent shielding effectiveness
- 40 GHz connector mates with 2.92mm, k*, 3.5mm, SMA



Generic photo used for illustration purposes only

APPLICATIONS

- Military and Defense applications
- Research & development labs

Model No.	KBL-1.5FT-LOW+
Case Style	MA1628-1.5
Connectors	2.92mm-Male

+RoHS Compliant

The +Suffix identifies RoHS Compliance. See our website for methodologies and qualifications

ELECTRICAL SPECIFICATIONS AT +25°C

Parameter	Frequency (GHz)	Min.	Typ.	Max.	Units
Frequency range		DC		40	GHz
Length			1.5		FT
Insertion Loss	DC - 6	—	0.49	0.85	dB
	6 - 18	—	0.85	1.35	
	18 - 26.5	—	1.10	1.65	
	26.5 - 40	—	1.41	1.95	
Return Loss	DC - 6	17	25	—	dB
	6 - 18	17	20	—	
	18 - 26.5	16	18	—	
	26.5 - 40	14	17	—	

*K Connector is a trademark of Anritsu. Custom sizes available, consult factory.

ABSOLUTE MAXIMUM RATINGS

Parameter	Ratings
Operating Temperature	-55°C to +85°C
Storage Temperature	-55°C to +85°C
Power Handling at 25°C	53 W at 2 GHz
	17 W at 18 GHz
	15 W at 26.5 GHz
	11W at 40 GHz
Coupling Nut Torque	1.09 N-M

Permanent damage may occur if any of these limits are exceeded.

Product Guarantee*

Mini-Circuits will repair or replace your test cable at its option if the connector attachment fails within six months of shipment. This guarantee excludes cable or connector interface damage from misuse or abuse.

REV. B
ECO-019764
KBL-1.5FT-LOW+
MCL NY
231031





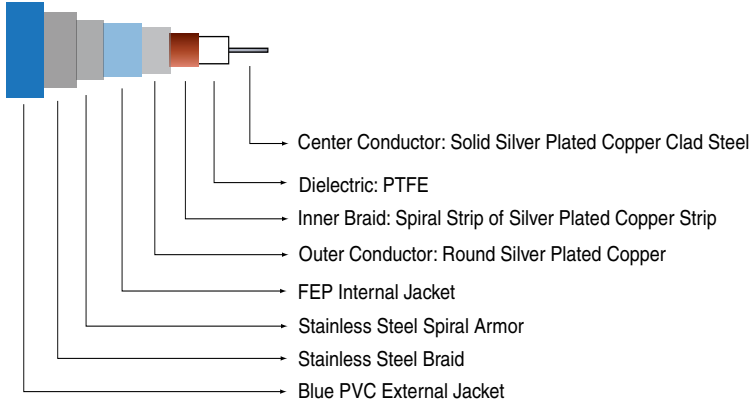
Armored Test Cable

KBL-1.5FT-LOW+

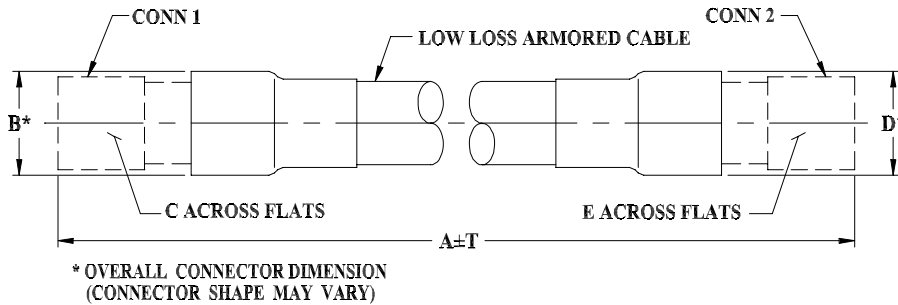
Mini-Circuits

50Ω 1.5FT DC to 40 GHz Low Loss 2.92mm-Male

CABLE CONSTRUCTION



OUTLINE DRAWING



OUTLINE DIMENSIONS (Inch/mm)

A		B	C	D	E	T		wt
Feet	Meters	.40	.312	.40	.312	Inch	mm	grams
1.50	0.46	10.16	7.92	10.16	7.92	+ .50/-0	+12.7/-0	75





Armored Test Cable

KBL-1.5FT-LOW+

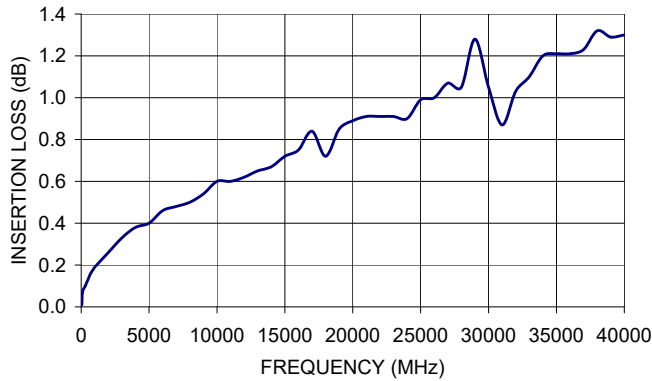
Mini-Circuits

50Ω 1.5FT DC to 40 GHz Low Loss 2.92mm-Male

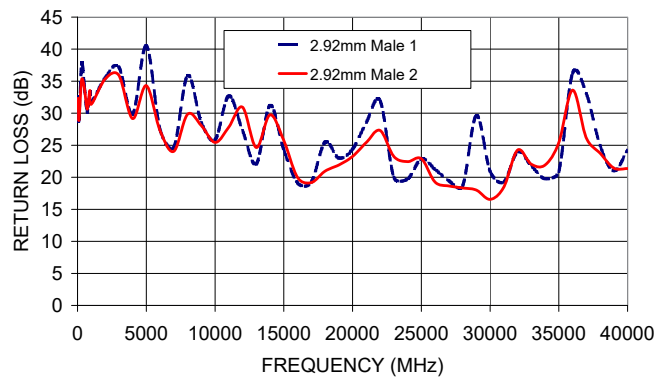
TYPICAL PERFORMANCE DATA

Frequency (MHz)	Insertion Loss (dB)	Return Loss (dB)	
		2.92mm-Male 1	2.92mm-Male 2
50	0.01	32.6	32.3
2000	0.26	35.5	35.3
4000	0.38	29.8	29.2
6000	0.46	27.4	27.3
10000	0.60	25.9	25.4
15000	0.72	24.3	25.8
18000	0.72	25.5	21.0
20000	0.89	24.4	23.3
26000	1.00	21.3	19.3
28000	1.05	18.6	18.3
30000	1.05	20.9	16.6
32000	1.03	24.0	24.3
36000	1.21	36.3	33.6
38000	1.32	25.0	23.8
40000	1.30	24.2	21.4

KBL-1.5FT-LOW+
INSERTION LOSS



KBL-1.5FT-LOW+
RETURN LOSS



NOTES

- A. Performance and quality attributes and conditions not expressly stated in this specification document are intended to be excluded and do not form a part of this specification document.
- B. Electrical specifications and performance data contained in this specification document are based on Mini-Circuits' applicable established test performance criteria and measurement instructions.
- C. The parts covered by this specification document are subject to Mini-Circuits standard limited warranty and terms and conditions (collectively, "Standard Terms"); Purchasers of this part are entitled to the rights and benefits contained therein. For a full statement of the standard. Terms and the exclusive rights and remedies thereunder, please visit Mini-Circuits' website at www.minicircuits.com/MCLStore/terms.jsp

