



COAXIAL

Adapter, N-F to N-M

NF-NM50+

Mini-Circuits

50Ω DC to 11 GHz

THE BIG DEAL

- Excellent VSWR, 1.03:1 typ. at 6 GHz
- Low insertion loss, 0.04 dB typ. at 6 GHz
- Tri metal finish

APPLICATIONS

- Interconnection of RF cables and equipment
- Connector saver



Generic photo used for illustration purposes only

Model No.	NF-NM50+
Case Style	DJ1028-1
Connectors	N-Fem to N-Male

+RoHS Compliant

The +Suffix identifies RoHS Compliance. See our web site for RoHS Compliance methodologies and qualifications

PRODUCT OVERVIEW

Mini-Circuits' NF-NM50+ is a coaxial N-Female to N-Male adapter supporting a wide range of applications from DC to 11 GHz. This model provides excellent VSWR, low insertion loss, and flat response versus frequency. The NF-NM50+ features a tri-metal finish construction and measures only 1.58" in length.

KEY FEATURES

Feature	Advantages
Excellent VSWR, 1.03:1 typ. at 6 GHz	Provides good matching for 50Ω systems and minimizes signal reflections across wide Frequency Range.
Very low insertion loss, 0.04 dB typ. at 6 GHz	Provides excellent signal power transmission from input to output.
Very wide operating temperature range, -55 to +100 °C	Withstands extreme operating conditions and is suitable for use near high power componentry where heat rise is common.

REV. OR
ECO-009990
NF-NM50+
MCL NY
220228





COAXIAL

Adapter, N-F to N-M

NF-NM50+

MAXIMUM RATINGS

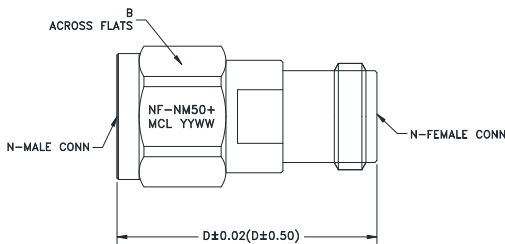
Operating Temperature	-55°C to 100°C
Storage Temperature	-55°C to 100°C

Permanent damage may occur if any of these limits are exceeded.

ELECTRICAL SPECIFICATIONS AT 25°C

Parameter	Condition (GHz)	Min.	Typ.	Max.	Units
		DC		11	
Frequency Range		DC		11	GHz
Insertion Loss	DC-6	—	0.04	0.2	dB
	6-11	—	0.07	0.3	
VSWR	DC-6	—	1.02	1.1	:1
	6-11	—	1.06	1.2	

OUTLINE DRAWING



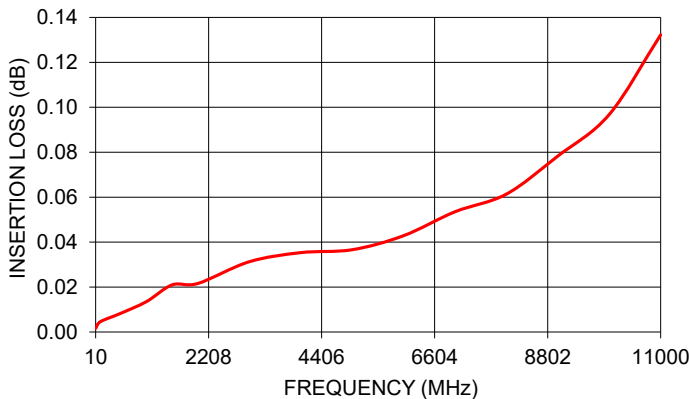
OUTLINE DIMENSIONS (Inches/mm)

A	B	C	D	E	wt
--	0.748	--	1.580	--	grams
--	19.0	--	40.1	--	52

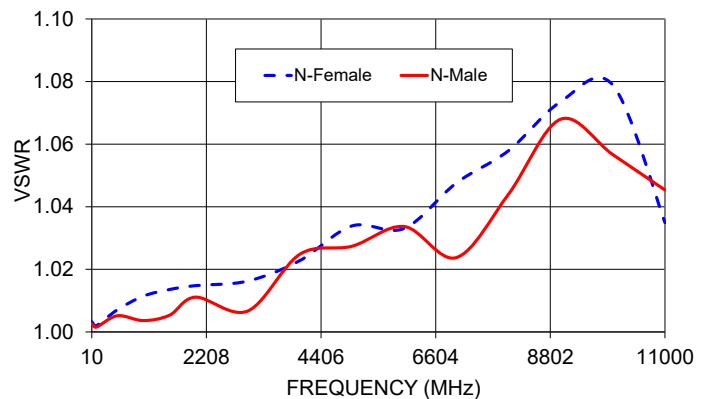
TYPICAL PERFORMANCE DATA

Frequency (MHz)	Insertion Loss (dB)	VSWR (:1)	
		N-Female	N-Male
10	< 0.01	< 0.01	< 1.01
100	< 0.01	< 0.01	< 1.01
500	0.01	1.01	1.01
1000	0.01	1.01	< 1.01
1500	0.02	1.01	1.01
2000	0.02	1.01	1.01
3000	0.03	1.02	1.01
4000	0.04	1.02	1.02
5000	0.04	1.03	1.03
6000	0.04	1.03	1.03
7000	0.05	1.05	1.02
8000	0.06	1.06	1.04
9000	0.08	1.07	1.07
10000	0.10	1.08	1.06
11000	0.13	1.03	1.05

NF-NM50+
INSERTION LOSS



NF-NM50+
VSWR



NOTES

- A. Performance and quality attributes and conditions not expressly stated in this specification document are intended to be excluded and do not form a part of this specification document.
- B. Electrical specifications and performance data contained in this specification document are based on Mini-Circuit's applicable established test performance criteria and measurement instructions.
- C. The parts covered by this specification document are subject to Mini-Circuits standard limited warranty and terms and conditions (collectively, "Standard Terms"); Purchasers of this part are entitled to the rights and benefits contained therein. For a full statement of the standard. Terms and the exclusive rights and remedies thereunder, please visit Mini-Circuits' website at www.minicircuits.com/MCLStore/terms.jsp

