

USB &amp; Ethernet Controlled

# Multi-Channel Attenuator System

RCM-120

## Attenuator Configuration



Window	Model Name	Frequency	Description
1	RUDAT-4000-120	1 MHz to 4000 MHz	Dual Attenuators (120 dB)
2	RUDAT-4000-120	1 MHz to 4000 MHz	Dual Attenuators (120 dB)
3	None	None	Blank Window

Refer to [www.minicircuits.com](http://www.minicircuits.com) for full switch component specifications

## Mechanical Specifications

<b>Dimensions</b>	8.25" (w) x 4.25" (h) x 8.25" (d); mounting feet add 0.28" height
<b>Case Material</b>	Aluminum (with protective coatings to prevent corrosion)
<b>Case Drawing</b>	99-01-2068
<b>RF Connectors</b>	SMA female
<b>Front Panel</b>	All RF ports
<b>Rear Panel</b>	a) Power ON/OFF switch with indicator light b) 2.1 mm center positive DC socket c) 24 V DC Input d) USB & RJ45 control connections
<b>Control Interface</b>	USB and Ethernet TCP/IP supporting HTTP and TELNET protocols
<b>Power Supply</b>	24V DC input (using provided AC/DC adapter)
<b>Operating Temperature</b>	0° to +50° C

## Included Accessories

Model Name	Quantity	Description
CBL-3W1-xx*	1	AC power cord
AC/DC-24-3W1	1	AC / DC adapter
USB-CBL-AB-7+	1	USB cable (6.8 ft)
CBL-RJ45-MM-5+	1	Ethernet cable (5 ft)

\*Please specify one option on the purchase order, at no charge

Cable Model	Region
CBL-3W1-US	USA
CBL-3W1-EU	Europe
CBL-3W1-IL	Israel
CBL-3W1-UK	UK
CBL-3W1-AU	Australia / China

Contact [testsolutions@minicircuits.com](mailto:testsolutions@minicircuits.com) for more information



## Software Specifications

### Software & Documentation Download:

- Mini-Circuits' full software and support package including user guide, Windows GUI, DLL files, programming manual and examples can be downloaded free of charge from [https://www.minicircuits.com/softwaredownload/ztm\\_rcm.html](https://www.minicircuits.com/softwaredownload/ztm_rcm.html)
- Please contact [testsolutions@minicircuits.com](mailto:testsolutions@minicircuits.com) for support

### Minimum System Requirements:

Parameter	Requirements	
Interface	USB HID & Ethernet (HTTP & Telnet)	
System Requirements	GUI	Windows 98 or later
	USB API DLL	Windows 98 or later and programming environment with ActiveX or .NET support
	USB Direct Programming	Linux; Windows 98 or later
	Ethernet	Windows, Linux or Mac computer with a network port and Ethernet TCP / IP support
Hardware	Pentium II or later with 256 MB RAM	

### Application Programming Interface (API)

#### Ethernet Support:

- Simple ASCII / SCPI command set for attenuator control
- Communication via HTTP or Telnet
- Supported by most common programming environments

#### USB Support (Windows):

- ActiveX COM DLL file for creation of 32-bit programs
- .NET library DLL file for creation of 32 / 64-bit programs
- Supported by most common programming environments (refer to application note [AN-49-001](#) for summary of supported environments)

#### USB Support (Linux):

- Direct USB programming using a series of USB interrupt codes

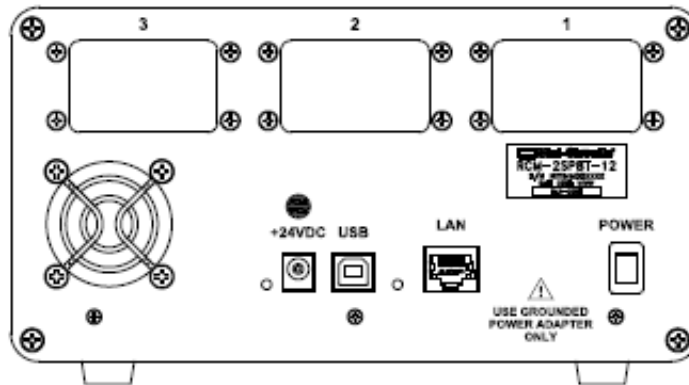
Full programming instructions and examples available for a wide range of programming environments / languages.

USB & Ethernet Controlled  
**Multi-Channel Attenuator System**

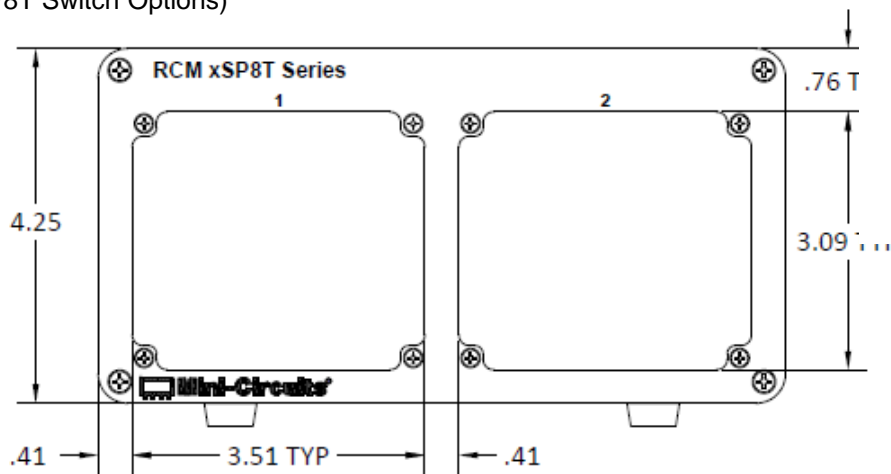
**RCM-120**

**Case Drawings**

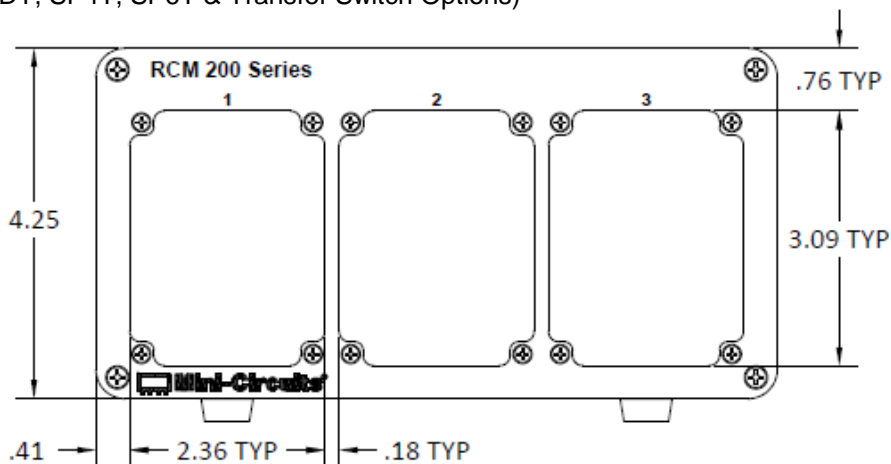
Rear Panel



Front Panel (SP8T Switch Options)



Front Panel (SPDT, SP4T, SP6T & Transfer Switch Options)

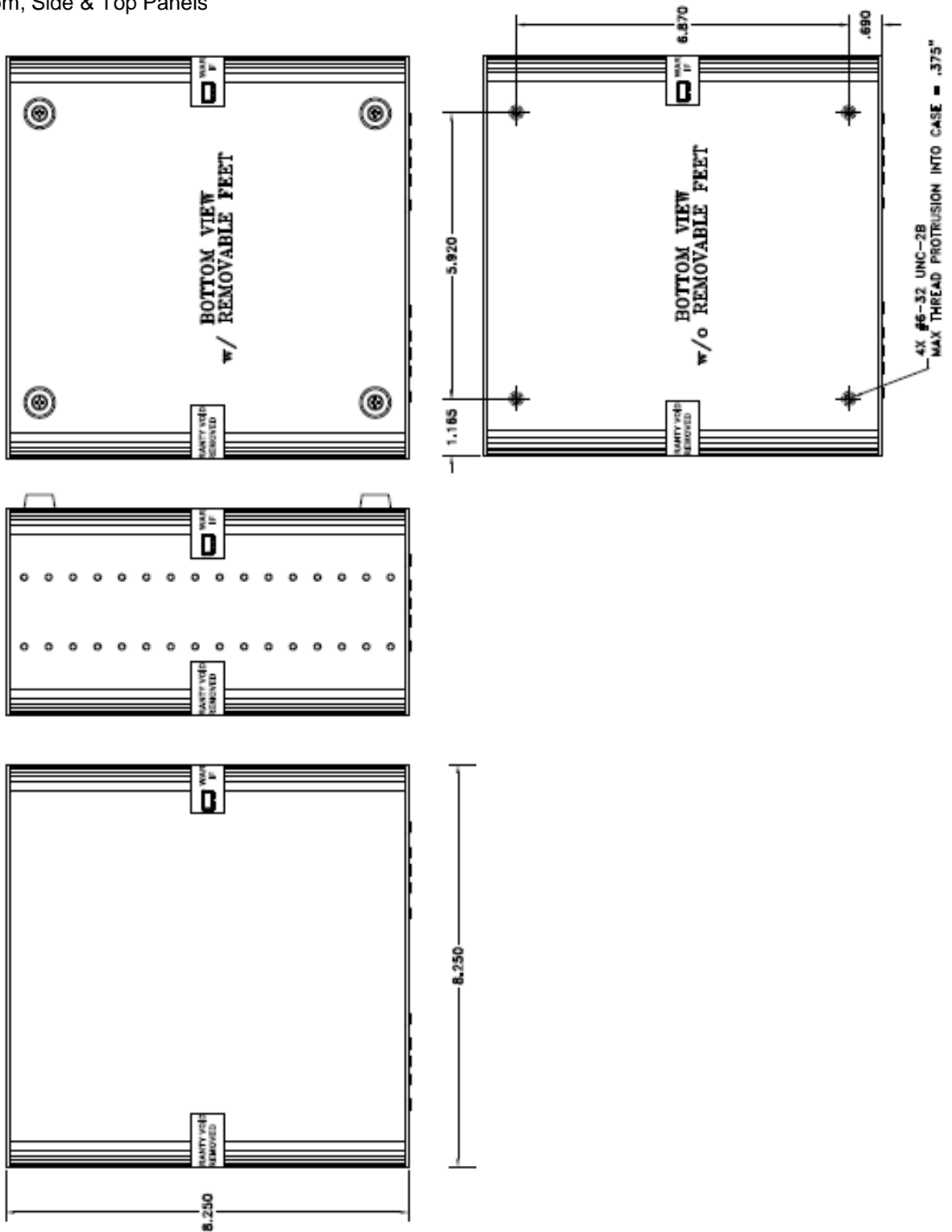


# USB & Ethernet Controlled Multi-Channel Attenuator System

## RCM-120

### Case Drawings

Bottom, Side & Top Panels

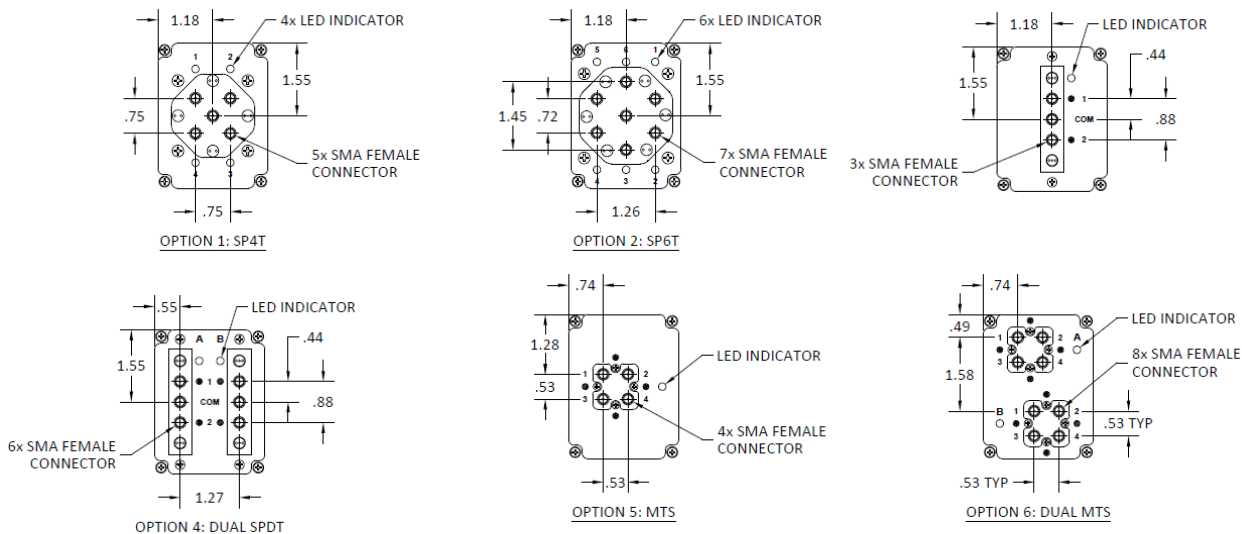


# USB & Ethernet Controlled Multi-Channel Attenuator System

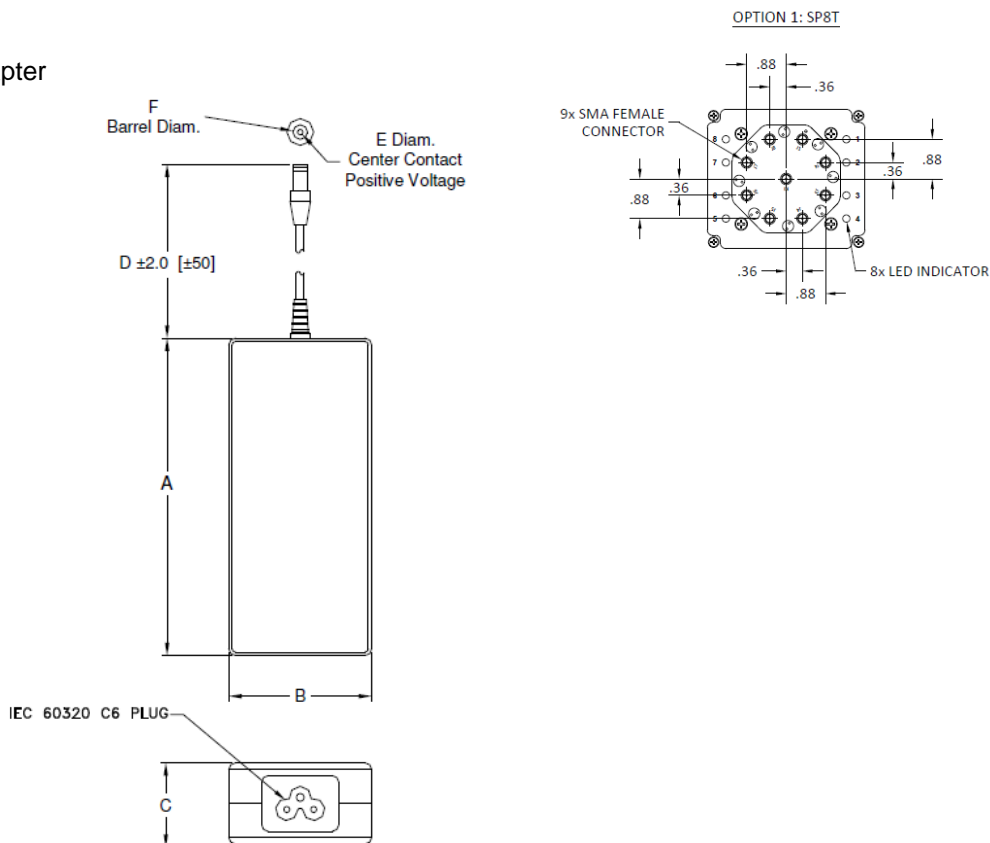
# RCM-120

## Case Drawings

### Switch Window Options



### AC / DC Power Adapter



CASE#	A	B	C	D	E	F	WT. GRAMS
LR1590	4.72 (120)	2.13 (54)	1.26 (32)	72.8 (1850)	0.083 (2.1)	0.217 (5.5)	220