

Coaxial Slope Equalizer

ZEQ-3-222S+

50Ω 950 to 2150 MHz

The Big Deal

- Good matching
- Minimal deviation in the attenuation slope ± 0.4 dB
- Connectorized package



Generic photo used for illustration purposes only
CASE STYLE: H16

Product Overview

ZEQ-3-222S+ is a 50Ω coaxial slope Equalizer. This model offers excellent performance in the “L band” frequency range of 950-2150 MHz with minimal deviation in the attenuation slope.

Key Features

Feature	Advantages
Minimal deviation in the attenuation slope, ± 0.4 dB	Provide low signal distortion over the passband. Can used in satellite system.
Good matching in the passband	Good 50Ω matching between input and output.
Connectorized package	This connectorized package is easy to interface with other devices and well suits for test setups.

Notes

- A. Performance and quality attributes and conditions not expressly stated in this specification document are intended to be excluded and do not form a part of this specification document.
B. Electrical specifications and performance data contained in this specification document are based on Mini-Circuit's applicable established test performance criteria and measurement instructions.
C. The parts covered by this specification document are subject to Mini-Circuits standard limited warranty and terms and conditions (collectively, "Standard Terms"); Purchasers of this part are entitled to the rights and benefits contained therein. For a full statement of the Standard Terms and the exclusive rights and remedies thereunder, please visit Mini-Circuits' website at www.minicircuits.com/MCLStore/terms.jsp



Coaxial Slope Equalizer

ZEQ-3-222S+

50Ω 950 to 2150 MHz

Maximum Ratings

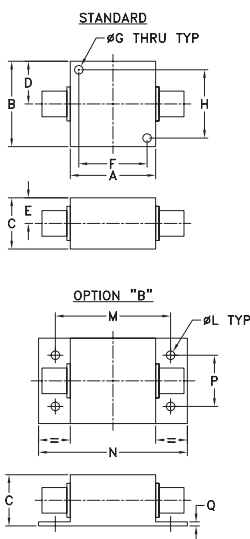
Operating Temperature	-40°C to 85°C
Storage Temperature	-55°C to 100°C
Input power	+20 dBm

Permanent damage may occur if any of these limits are exceeded.

Coaxial Connections

Input	(SMA Male)
Output	(SMA Female)

Outline Drawing

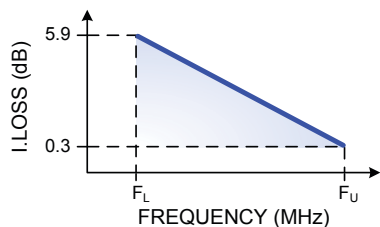


Outline Dimensions (inch mm)

A	B	C	D	E	F	G	H
1.25	1.25	.75	.63	.38	1.000	.125	1.000
31.75	31.75	19.05	16.00	9.65	25.40	3.18	25.40
J	K	L	M	N	P	Q	wt
--	--	.125	1.688	2.18	.750	.06	grams
--	--	3.18	42.88	55.37	19.05	1.52	70.0

Note: Please refer to case style drawing for details

Typical Frequency Response



Features

- Good matching in passband
- Minimal deviation in the attenuation slope ± 0.4 dB
- Connectorized package

Applications

- Loss compensation
- Satellite L band applications



Generic photo used for illustration purposes only
CASE STYLE: H16

Connectors Model

SMA ZEQ-3-222S+
BRACKET (OPTION "B")

+RoHS Compliant

The +Suffix identifies RoHS Compliance. See our web site for RoHS Compliance methodologies and qualifications

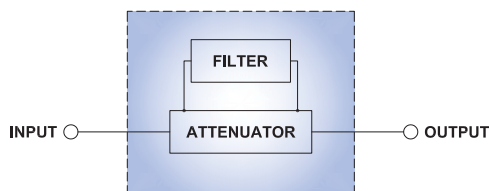
Electrical Specifications at 25°C

Parameter	Condition	Min.	Typ.	Max.	Units
Frequency Range	-	950	-	2150	MHz
Insertion Loss	950 MHz	4.5	-	5.9	dB
	1500 MHz	1.9	-	3.3	
	2150 MHz	0.3	-	1.7	
VSWR	950-2150 MHz	-	1.1	1.6	:1

Typical Performance Data at 25°C

Frequency (MHz)	Insertion Loss (dB)	VSWR
950.0	5.32	1.17
1000.0	5.07	1.17
1100.0	4.57	1.17
1200.0	4.08	1.17
1250.0	3.84	1.17
1300.0	3.60	1.16
1400.0	3.14	1.15
1500.0	2.70	1.14
1600.0	2.29	1.12
1750.0	1.75	1.09
1850.0	1.44	1.07
1900.0	1.31	1.06
2000.0	1.06	1.04
2100.0	0.86	1.02
2150.0	0.78	1.02

Simplified Functional Schematic



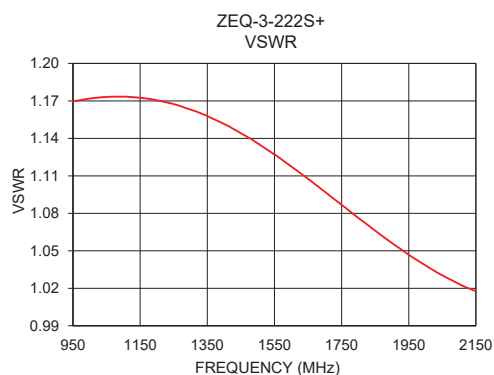
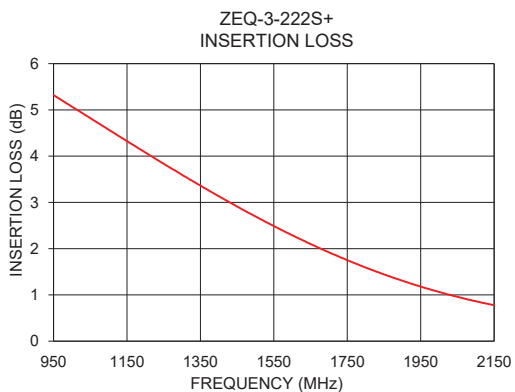
Notes

- Performance and quality attributes and conditions not expressly stated in this specification document are intended to be excluded and do not form a part of this specification document.
- Electrical specifications and performance data contained in this specification document are based on Mini-Circuits' applicable established test performance criteria and measurement instructions.
- The parts covered by this specification document are subject to Mini-Circuits standard limited warranty and terms and conditions (collectively, "Standard Terms"); Purchasers of this part are entitled to the rights and benefits contained therein. For a full statement of the Standard Terms and the exclusive rights and remedies thereunder, please visit Mini-Circuits' website at www.minicircuits.com/MCLStore/terms.jsp



www.minicircuits.com P.O. Box 350166, Brooklyn, NY 11235-0003 (718) 934-4500 sales@minicircuits.com

REV.B
ECO-003771
ZEQ-3-222S+
EDU1185
URJ
200820
Page 2 of 3



Notes

- A. Performance and quality attributes and conditions not expressly stated in this specification document are intended to be excluded and do not form a part of this specification document.
- B. Electrical specifications and performance data contained in this specification document are based on Mini-Circuit's applicable established test performance criteria and measurement instructions.
- C. The parts covered by this specification document are subject to Mini-Circuits standard limited warranty and terms and conditions (collectively, "Standard Terms"); Purchasers of this part are entitled to the rights and benefits contained therein. For a full statement of the Standard Terms and the exclusive rights and remedies thereunder, please visit Mini-Circuits' website at www.minicircuits.com/MCLStore/terms.jsp

