

RACK-MOUNTED

Adapter Patch Panel

ZT-183

Mini-Circuits


50Ω DC to 18 GHz SMA Female to N-type Female

THE BIG DEAL

- Convenient panel-mounted design
- Excellent VSWR
- Flat frequency response

APPLICATIONS

- Production test set-ups
- Simplification of cable runs
- Interconnection of RF cables & equipment
- Cellular base-station testing



Generic photo used for illustration purposes only

Model No.	ZT-183
Case Style	YF2076
Connector	SMA Female to N-type Female

RoHS Compliant

See our website for RoHS Compliance methodologies and qualifications

PRODUCT OVERVIEW

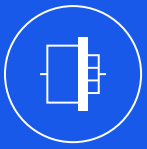
Mini-Circuits panel-mounted structures provide clean, organized management of cable runs and connections in complex, high-volume test setups. Multiple connector adapters, power splitters, directional couplers and other essential RF components and test accessories can be integrated efficiently within the test system. Custom configurations are available upon request. ZT-183 integrates 48 precision SMA female to N-type female connectors adapters on a 4U panel.

ELECTRICAL SPECIFICATIONS AT 25°C

Parameter	Frequency (GHz)	Min.	Typ.	Max.	Unit
Frequency	-	DC	-	18	GHz
Insertion Loss	DC - 18	-	0.1	-	dB
Return Loss	DC - 8	23	-	-	dB
	8 - 12.4	20	-	-	
	12.4 - 18	17	-	-	

MECHANICAL & ENVIRONMENTAL SPECIFICATIONS

Dimensions	19" (W) x 4U (H)			
Case Style	YF2076			
Case Material	Aluminum (with protective coating to prevent corrosion)			
RF Connectors	Face	Connector	Quantity	Port Labels
	Front	SMA female	48	01-48
	Rear	N-type female	48	01-48
Panel Marking	Front Panel	Rear Panel		
	<ul style="list-style-type: none"> • ZT-183 	<ul style="list-style-type: none"> • CE / EAC / UKCA • Serial number / date code / model name 		
Panel Items	<ul style="list-style-type: none"> • Carry handles 			
Temperature	Operating: 0 to +50 °C			



RACK-MOUNTED

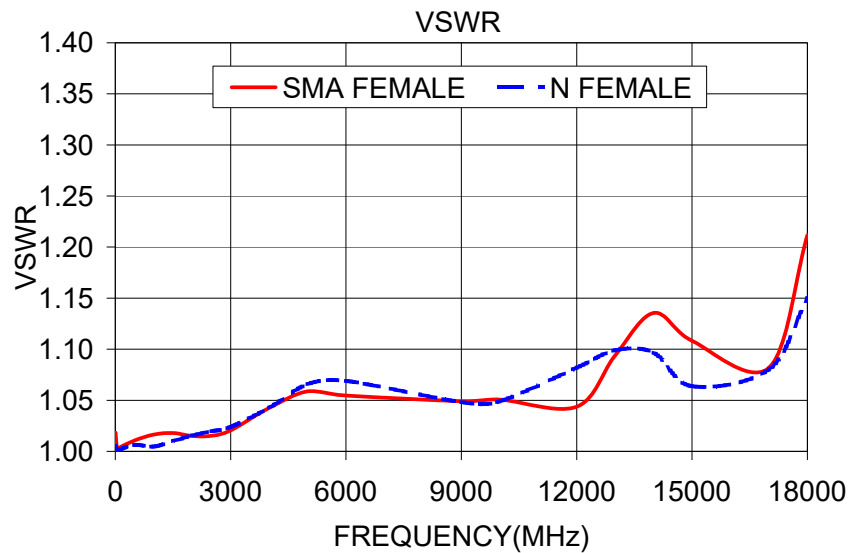
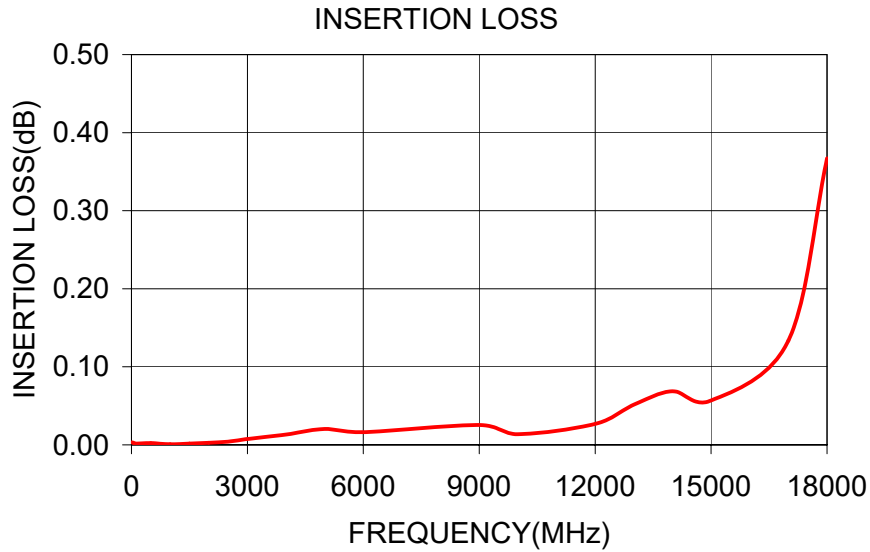
Adapter Patch Panel

ZT-183

Mini-Circuits

50Ω DC to 18 GHz SMA Female to N-type Female

TYPICAL PERFORMANCE CURVES





RACK-MOUNTED

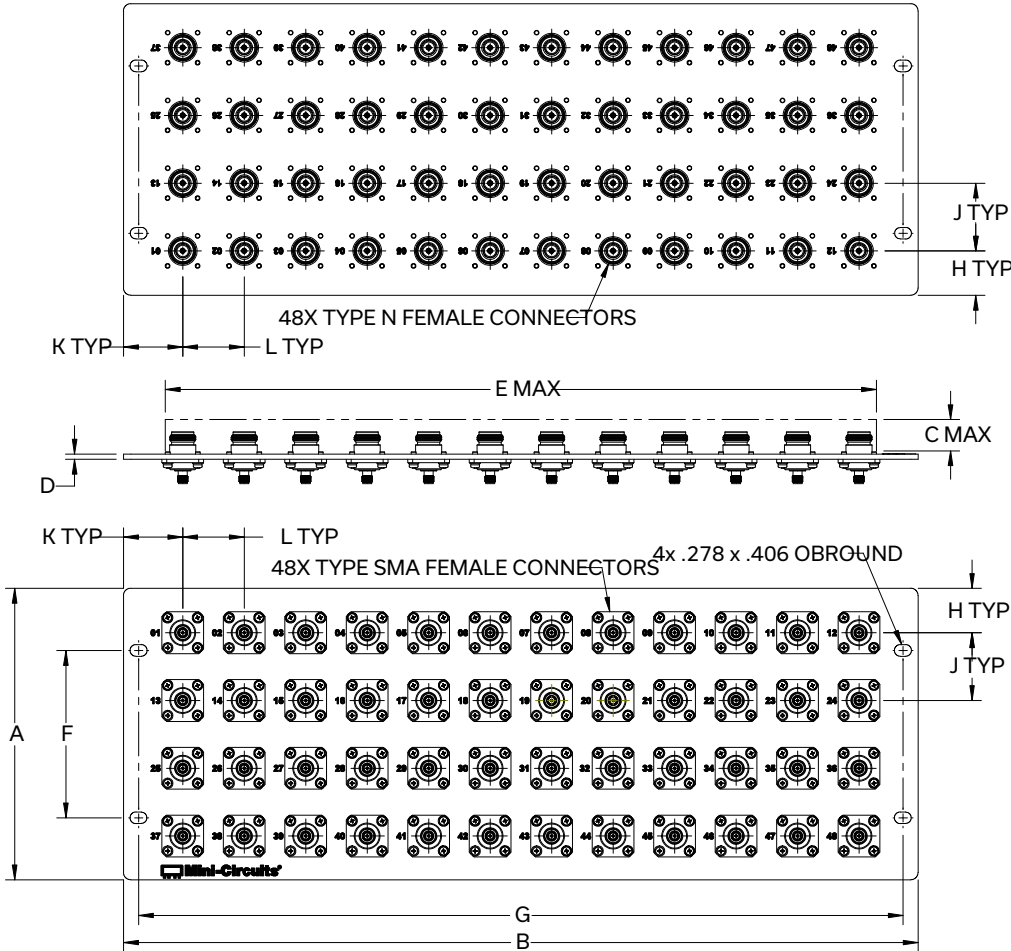
Adapter Patch Panel

ZT-183

Mini-Circuits

50Ω DC to 18 GHz SMA Female to N-type Female

OUTLINE DRAWING



OUTLINE DIMENSIONS (Inch/mm)

A	B	C	D	E	F	G	H	J	K	L	weight
6.97	19.00	0.75	0.13	17.00	4.000	18.280	1.06	1.62	1.42	1.47	grams
177.0	482.6	19.1	3.3	431.8	101.60	464.31	26.9	41.1	36.1	37.3	2450





RACK-MOUNTED

Adapter Patch Panel

ZT-183


Mini-Circuits

50Ω DC to 18 GHz SMA Female to N-type Female

ORDERING INFORMATION

To learn more, click here: [ZT-183](#)

Model	Description
ZT-183	48 x SMA-Female to N-type Female Adapter Patch Panel

Included Accessories	Part No.	Description
	HT-4-SMA	SMA Cable Wrench (4 in)

- NOTES**
- A. Performance and quality attributes and conditions not expressly stated in this specification document are intended to be excluded and do not form a part of this specification document.
 - B. Electrical specifications and performance data contained in this specification document are based on Mini-Circuit's applicable established test performance criteria and measurement instructions.
 - C. The parts covered by this specification document are subject to Mini-Circuits standard limited warranty and terms and conditions (collectively, "Standard Terms"); Purchasers of this part are entitled to the rights and benefits contained therein. For a full statement of the standard terms and the exclusive rights and remedies thereunder, please visit Mini-Circuits' website at www.minicircuits.com/terms/viewterm.html

