

Coaxial Reflectionless Bandpass Filter

ZXBF Series

50Ω 2 to 21 GHz



The Big Deal

- Patented design terminates stopband signals
- Stop band up to 40 GHz
- High Stopband rejection, up to 60 dB

Product Overview

Mini-Circuits' ZXBF Series reflectionless filters employs a novel filter topology which absorbs and terminates stop band signals internally rather than reflecting them back to the source. Reflectionless filters eliminate stopband reflections, allowing them to be paired with sensitive devices and used in applications that otherwise require circuits such as isolation amplifiers or attenuators. This is developed in a new broadband, stable connectorized package.

Key Features

Feature	Advantages
Easy integration with sensitive reflective components, e.g. mixers, multipliers	Reflectionless filters absorb unwanted signals, preventing reflections back to the source. This reduces generation of additional unwanted signals without the need for extra components like attenuators, improving system dynamic range.
Cascadable	Reflectionless filters can be cascaded in multiple sections to provide sharper and higher attenuation, while also preventing any standing waves that could affect pass band signals.
Excellent stability over temperature	Minimal variation in electrical performance across temperature.
Operating temperature up to 105°C	Suitable for operation close to high power components.
Broadband connectorized package	The connectorized package works well even in high frequencies and easy to interface with other devices. This is well suited for test setups.

Notes

- A. Performance and quality attributes and conditions not expressly stated in this specification document are intended to be excluded and do not form a part of this specification document.
B. Electrical specifications and performance data contained in this specification document are based on Mini-Circuit's applicable established test performance criteria and measurement instructions.
C. The parts covered by this specification document are subject to Mini-Circuits standard limited warranty and terms and conditions (collectively, "Standard Terms"); Purchasers of this part are entitled to the rights and benefits contained therein. For a full statement of the Standard Terms and the exclusive rights and remedies thereunder, please visit Mini-Circuits' website at www.minicircuits.com/MCLStore/terms.jsp



Coaxial Reflectionless Bandpass Filter

ZXBF-K282+

50Ω 2350 to 3150 MHz



Generic photo used for illustration purposes only

CASE STYLE: UK3042
Connectors Model
2.92mm-F ZXBF-K282+

Features

- Match to 50Ω in the stop band, eliminates undesired reflections
- Cascadable
- Temperature stable, up to 105°C
- Protected by US Patent No. 8,392,495

Applications

- Telecomm
- 5G Sub 6GHz, ISM Band

Electrical Specifications at 25°C

Parameter	F#	Frequency (MHz)	Min.	Typ.	Max.	Unit	
Pass Band	Insertion Loss	F1-F2	2350 - 3150	-	3.6	4.5	dB
	VSWR	F1-F2	2350 - 3150	-	1.2	-	:1
Stop Band, Lower	Insertion Loss	DC-F3	DC - 1810	12	15	-	dB
	VSWR	DC-F3	DC - 1810	-	1.2	-	:1
Stop Band, Upper	Insertion Loss	F4-F5	3800 - 9500	10	15	-	dB
		F5-F6	9500 - 20000	-	20	-	dB
	VSWR	F4-F5	3800 - 9500	-	1.2	-	:1
		F5-F6	9500 - 20000	-	1.5	-	:1

Absolute Maximum Ratings³

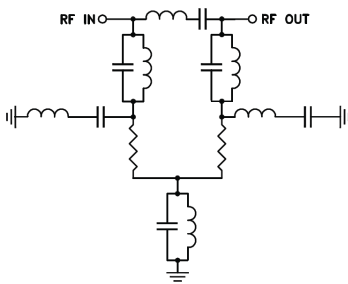
Parameter	Ratings
Operating Temperature	-55°C to +105°C
Storage Temperature	-55°C to +105°C
RF Power Input, Passband (F1-F2) ¹	2W at 25°C
RF Power Input, Stopband (DC-F1, F2-F6) ²	0.5W at 25°C

¹ Passband rating derates linearly to 1W at 105°C ambient

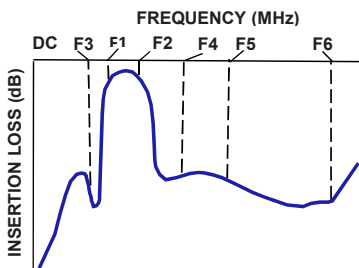
² Stopband rating derates linearly to 0.25W at 105°C ambient

³ Permanent damage may occur if any of these limits are exceeded

Functional Schematic



Typical Frequency Response

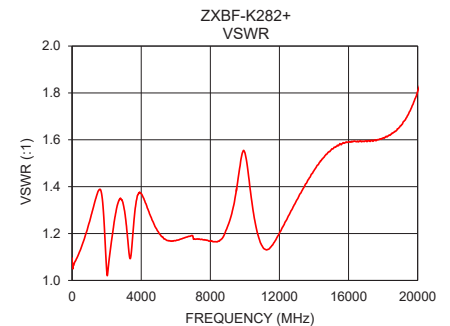
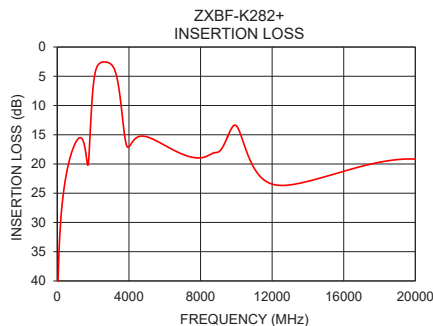


Typical Performance Data at 25°C

Frequency (MHz)	Insertion Loss (dB)	VSWR (:1)
1	43.38	1.07
10	43.12	1.07
100	34.62	1.07
200	29.27	1.08
600	20.31	1.16
1000	16.47	1.25
1500	16.62	1.38
1810	16.18	1.30
2000	6.86	1.04
2200	3.49	1.12
2350	2.82	1.20
3000	2.95	1.31
3150	3.56	1.23
3800	15.93	1.36
4000	17.07	1.37
5000	15.36	1.21
9500	15.43	1.38
10000	13.48	1.55
15000	22.14	1.56
20000	19.15	1.81

+RoHS Compliant

The +Suffix identifies RoHS Compliance. See our web site for RoHS Compliance methodologies and qualifications



Notes

- Performance and quality attributes and conditions not expressly stated in this specification document are intended to be excluded and do not form a part of this specification document.
- Electrical specifications and performance data contained in this specification document are based on Mini-Circuits' applicable established test performance criteria and measurement instructions.
- The parts covered by this specification document are subject to Mini-Circuits standard limited warranty and terms and conditions (collectively, "Standard Terms"); Purchasers of this part are entitled to the rights and benefits contained therein. For a full statement of the Standard Terms and the exclusive rights and remedies thereunder, please visit Mini-Circuits' website at www.minicircuits.com/MCLStore/terms.jsp



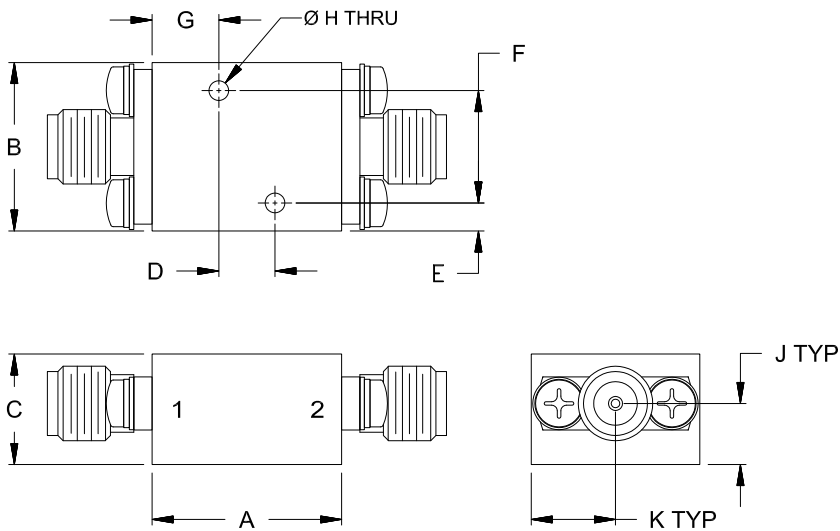
www.minicircuits.com P.O. Box 350166, Brooklyn, NY 11235-0003 (718) 934-4500 sales@minicircuits.com

REV. OR
ECO-005121
ZXBF-K282+
EDU3922
URJ
201119
Page 2 of 3

Coaxial Connections

PORT - 1	2.92mm-Female
PORT - 2	2.92mm-Female

Outline Drawing



Outline Dimensions (inch/mm)

A	B	C	D	E	F
.68	.60	.39	.200	.10	.400
17.1	15.2	10.0	5.08	2.5	10.16
G	H	J	K	Wt.	
.24	.070	.22	.30	grams	
6.0	1.78	5.5	7.6	24	

Note: Please refer to case style drawing for details

Notes

- A. Performance and quality attributes and conditions not expressly stated in this specification document are intended to be excluded and do not form a part of this specification document.
- B. Electrical specifications and performance data contained in this specification document are based on Mini-Circuit's applicable established test performance criteria and measurement instructions.
- C. The parts covered by this specification document are subject to Mini-Circuits standard limited warranty and terms and conditions (collectively, "Standard Terms"); Purchasers of this part are entitled to the rights and benefits contained therein. For a full statement of the Standard Terms and the exclusive rights and remedies thereunder, please visit Mini-Circuits' website at www.minicircuits.com/MCLStore/terms.jsp