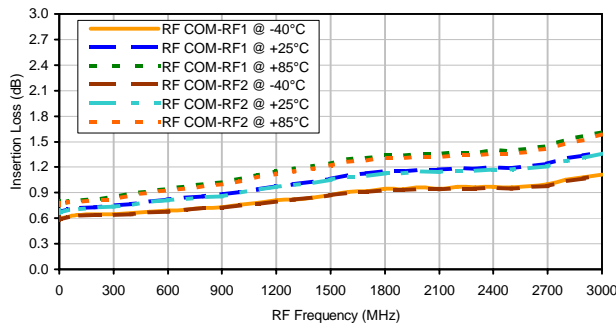
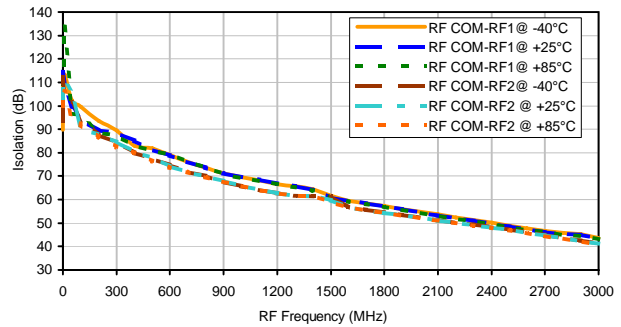


## Typical Performance Curves

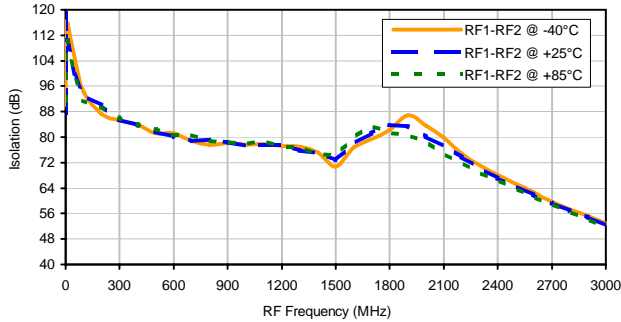
**Insertion Loss @ Vdd=+3V over Temperature**  
RF COM-RF1 (State 3\*) & RF COM RF2 (State 2\*)



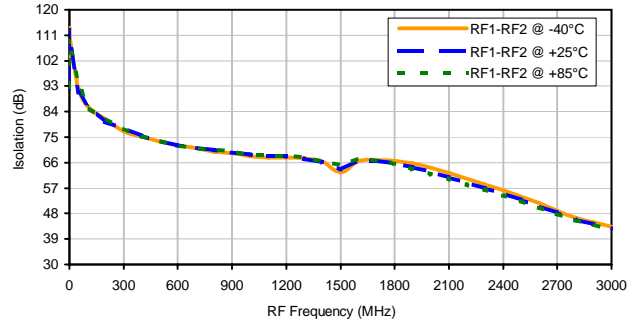
**Isolation @ Vdd=+3V over Temperature**  
RF COM-RF1 (State 2\*) & RF COM RF2 (State 3\*)



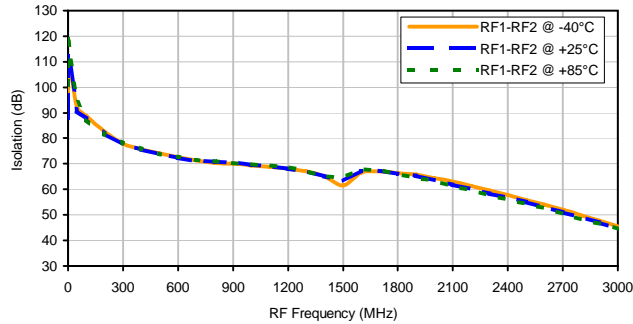
**Isolation @ Vdd=+3V over Temperature**  
RF1-RF2 (State 1\*)



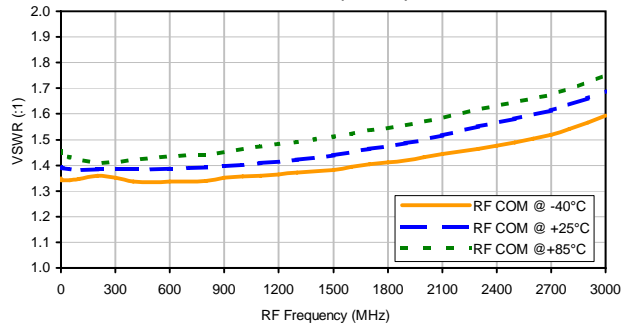
**Isolation @ Vdd=+3V over Temperature**  
RF1-RF2 (State 2\*)



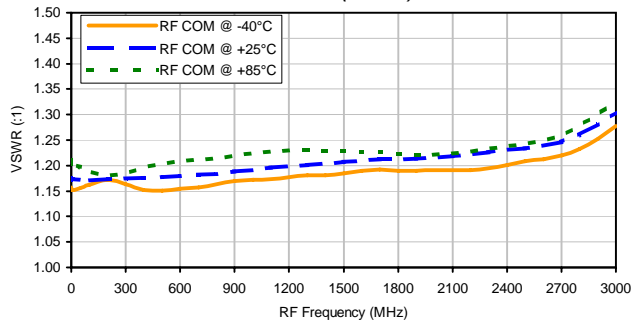
**Isolation @ Vdd=+3V over Temperature**  
RF1-RF2 (State 3\*)



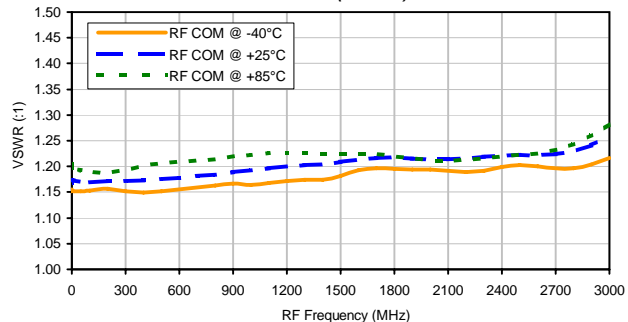
**VSWR @ Vdd=+3V over Temperature**  
RF COM (State 1\*)



**VSWR @ Vdd=+3V over Temperature**  
RF COM (State 2\*)



**VSWR @ Vdd=+3V over Temperature**  
RF COM (State 3\*)

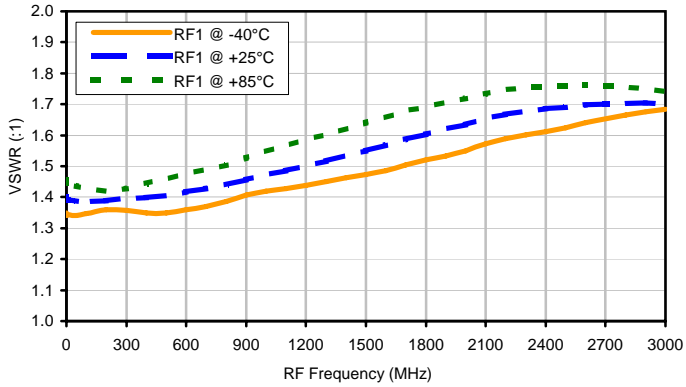


**\*Note:**

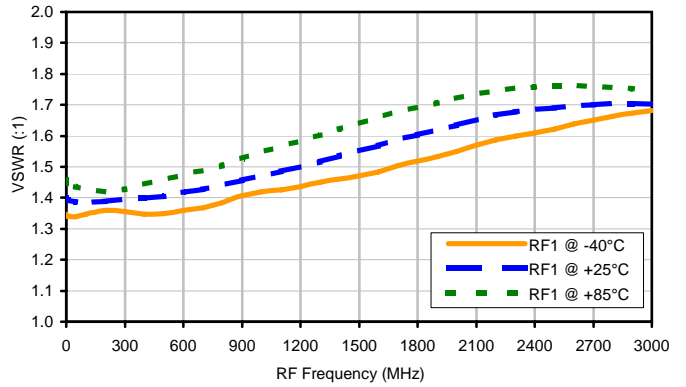
STATE	CONTROL INPUT		RF Com to RF1	RF Com to RF2
	Control 1	Control 2		
1	Low	Low	OFF	OFF
2	Low	High	OFF	ON
3	High	Low	ON	OFF

## Typical Performance Curves

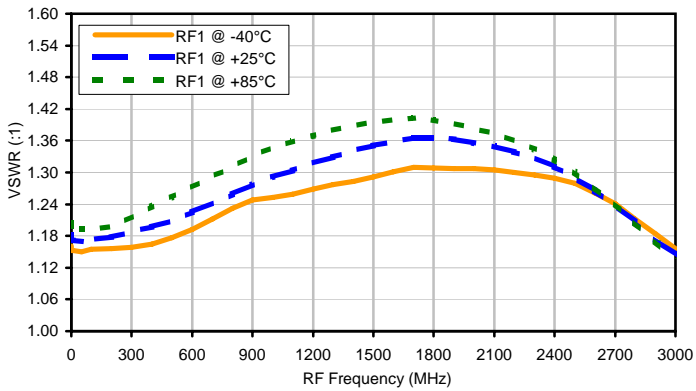
**VSWR @ Vdd=+3V over Temperature**  
RF1 (State 1\*)



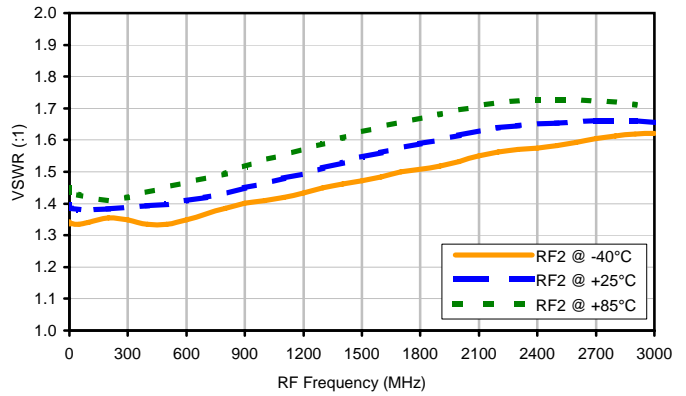
**VSWR @ Vdd=+3V over Temperature**  
RF1 (State 2\*)



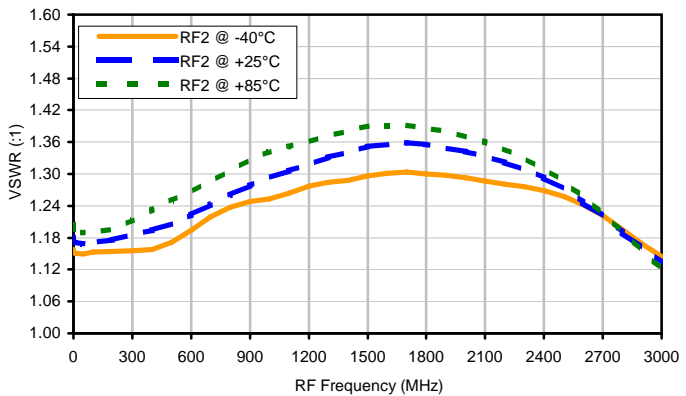
**VSWR @ Vdd=+3V over Temperature**  
RF1 (State 3\*)



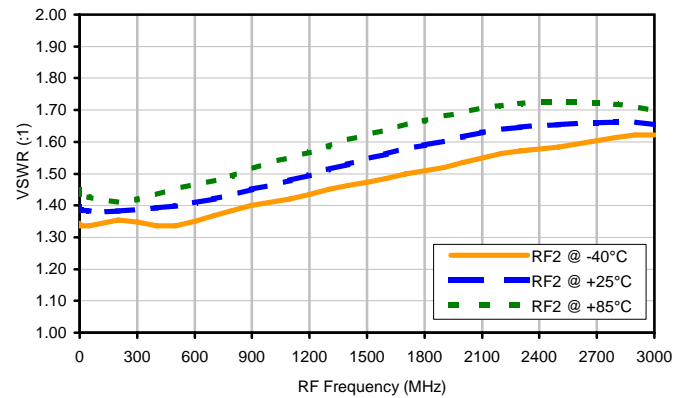
**VSWR @ Vdd=+3V over Temperature**  
RF2 (State 1\*)



**VSWR @ Vdd=+3V over Temperature**  
RF2 (State 2\*)



**VSWR @ Vdd=+3V over Temperature**  
RF2 (State 3\*)

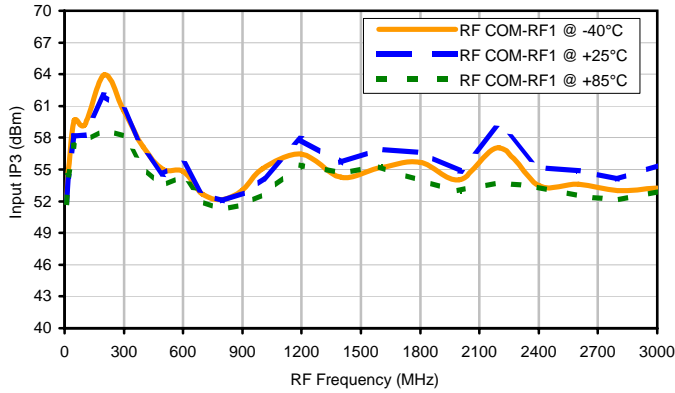


\*Note:

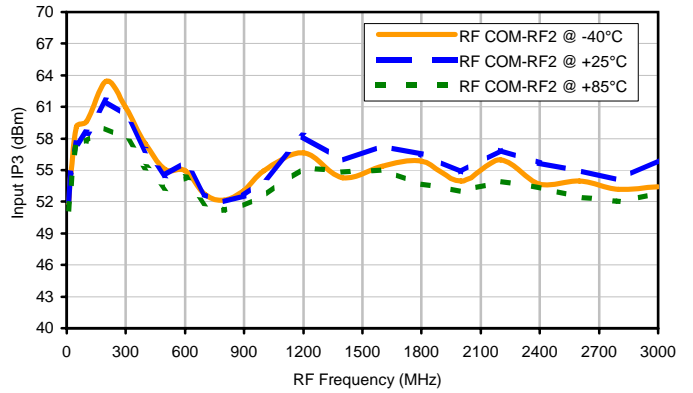
STATE	CONTROL INPUT		RF Com to RF1	RF Com to RF2
	Control 1	Control 2		
1	Low	Low	OFF	OFF
2	Low	High	OFF	ON
3	High	Low	ON	OFF

## Typical Performance Curves

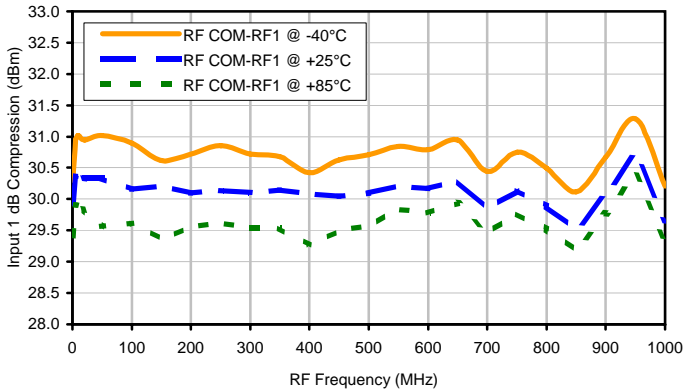
Input IP3 @ Vdd=+3V over Temperature  
RF COM-RF1 (State 3\*)



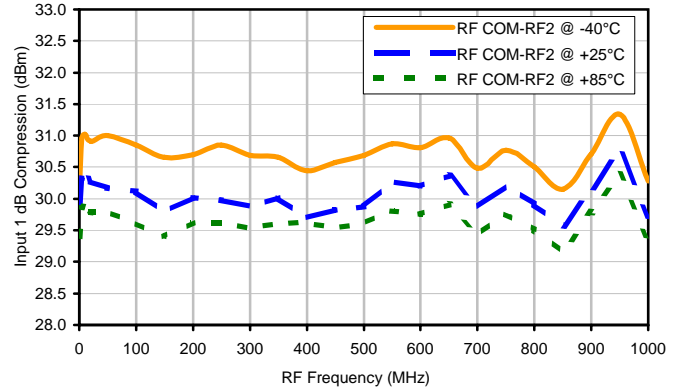
Input IP3 @ Vdd=+3V over Temperature  
RF COM-RF2 (State 2\*)



Input 1dB Compression @ Vdd=+3V over Temperature  
RF COM-RF1 (State 3\*)



Input 1dB Compression @ Vdd=+3V over Temperature  
RF COM-RF2 (State 2\*)



\*Note:

STATE	CONTROL INPUT		RF Com to RF1	RF Com to RF2
	Control 1	Control 2		
1	Low	Low	OFF	OFF
2	Low	High	OFF	ON
3	High	Low	ON	OFF