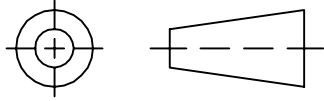


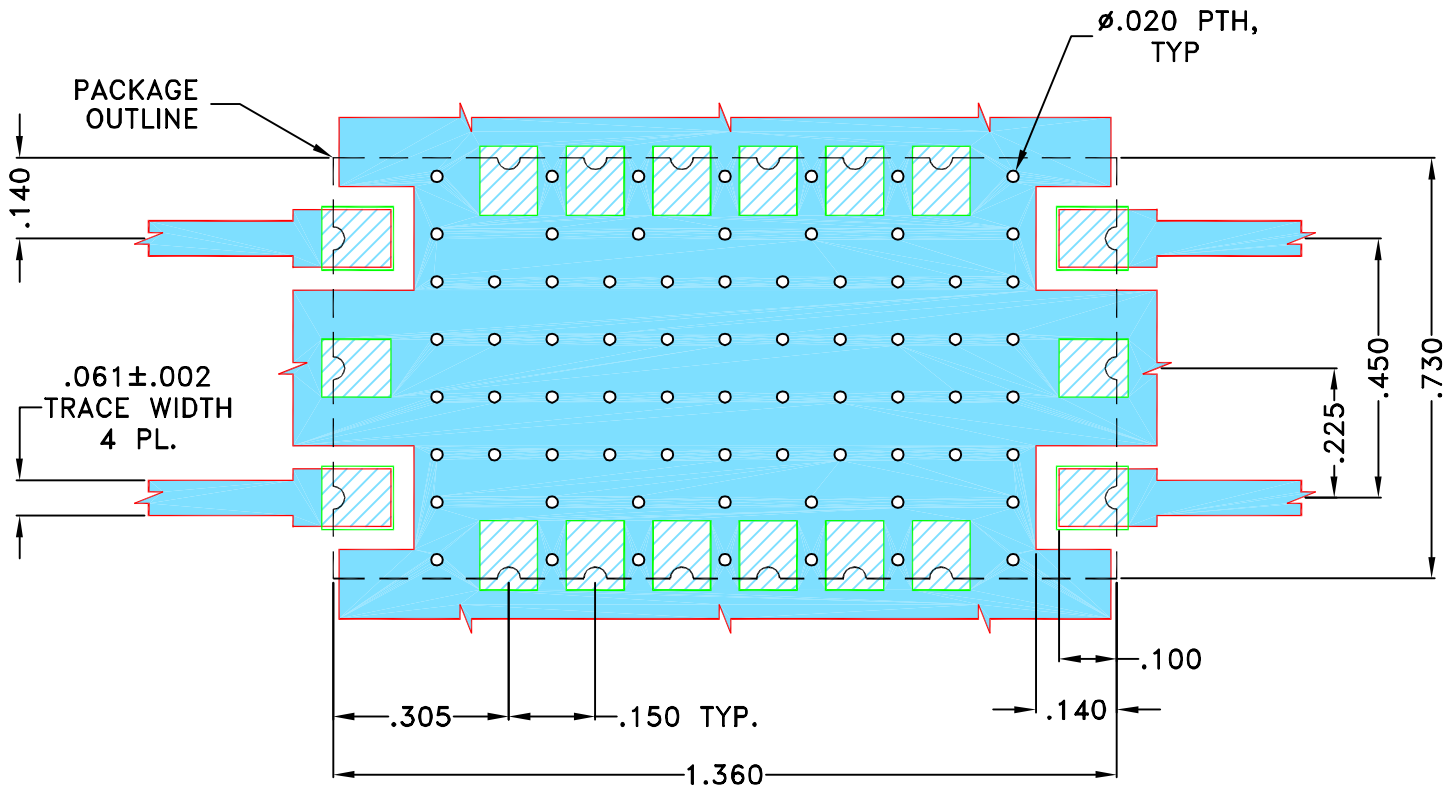
THIRD ANGLE PROJECTION



REVISIONS

REV	ECN No.	DESCRIPTION	DATE	DR	AUTH
OR	M145648	NEW RELEASE	MAR 14	DDR	MD

**SUGGESTED MOUNTING CONFIGURATION FOR  
HP1156 CASE STYLE "18FL01" PIN CODE**



NOTES:

- TRACE WIDTH IS SHOWN FOR OAK-602, WITH DIELECTRIC THICKNESS  $.022 \pm .0015$ ". COPPER: 1/2 Oz. EACH SIDE.  
FOR OTHER MATERIALS TRACE WIDTH MAY NEED TO BE MODIFIED.
- BOTTOM SIDE OF THE PCB IS CONTINUOUS GROUND PLANE.



DENOTES PCB COPPER LAYOUT WITH SMOBC  
(SOLDER MASK OVER BARE COPPER)

DENOTES COPPER LAND PATTERN FREE OF SOLDERMASK

UNLESS OTHERWISE SPECIFIED

INITIALS

DATE

DIMENSIONS ARE IN INCHES

DRAWN

DDR

14 MAR 14

TOLERANCES ON:

CHECKED

MD

14 MAR 14

2 PL DECIMALS ±

APPROVED

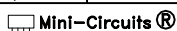
MD

14 MAR 14

3 PL DECIMALS ± .005"

ANGLES ±

FRACTIONS ±



THIS DOCUMENT AND ITS CONTENTS ARE THE PROPERTY OF MINI-CIRCUITS. EXCEPT FOR USE EXPRESSLY GRANTED, IN WRITING, TO ITS VENDORS, VENDEE AND THE UNITED STATES GOVERNMENT, MINI-CIRCUITS RESERVES ALL PROPRIETARY DESIGN, USE, MANUFACTURING AND REPRODUCTION RIGHTS THERETO. THESE CONTENTS SHALL NOT BE USED, DUPLICATED OR DISCLOSED TO ANY OUTSIDE PARTY, IN WHOLE OR IN PART, WITHOUT WRITTEN PERMISSION OF MINI-CIRCUITS.



Mini-Circuits®

13 Neptune Avenue  
Brooklyn NY 11235

PL, 18FL01, HP1156, BPF  
TB-695+, 50 Ohm

SIZE

CODE IDENT

DRAWING NO:

REV:

A

15542

98-PL-418

OR

FILE:

98PL418

SCALE:

3:1

SHEET:

1 OF 1