


Bandpass Filter

PBP-35N+

50Ω Elliptic Response 30 to 40 MHz



CASE STYLE: A01

Maximum Ratings

Operating Temperature	-40°C to 85°C
Storage Temperature	-55°C to 100°C
RF Power Input	0.5W at 25°C

Permanent damage may occur if any of these limits are exceeded.

Pin Connections

RF IN	1
RF OUT	8
GROUND	2,3,4,5,6,7
CASE GROUND	2,3,4,5,6,7

Features

- good VSWR, 1.2:1 typ. @ passband
- small size (0.77" X 0.40" X 0.40")
- rugged shielded case, hermetically sealed

Applications

- military
- harmonic rejection
- transmitters / receivers
- lab use

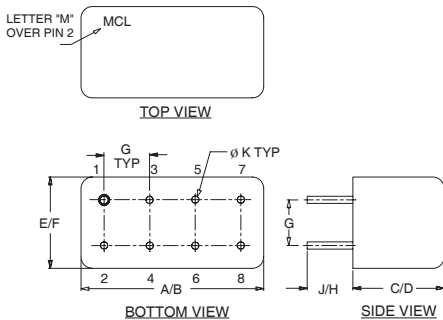
+RoHS Compliant

The +Suffix identifies RoHS Compliance. See our web site for RoHS Compliance methodologies and qualifications

Bandpass Filter Electrical Specifications (T_{AMB} = 25°C)

CENTER FREQ. (MHz)	PASSBAND (MHz) (Loss < 1dB)	STOPBANDS (MHz)				VSWR (:1)	
		Loss > 20dB		Loss > 35dB		Passband	Stopband
Fc	F1 - F2	F3	F4	F5	F6	Max.	Typ.
35	30 - 40	21	58	19	66 - 1000	1.5	18

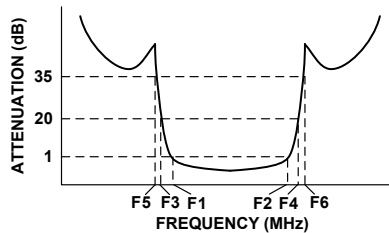
Outline Drawing



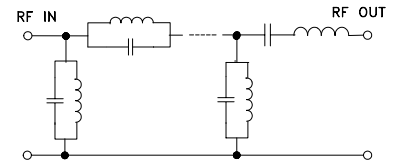
Outline Dimensions (inch/mm)

A	B	C	D	E	F
.770	.800	.385	.400	.370	.400
19.56	20.32	9.78	10.16	9.40	10.16
G	H	J	K	WT.	
.200	.20	.14	.031	GRAM	
5.08	5.08	3.56	.79	5.2	

Typical Frequency Response

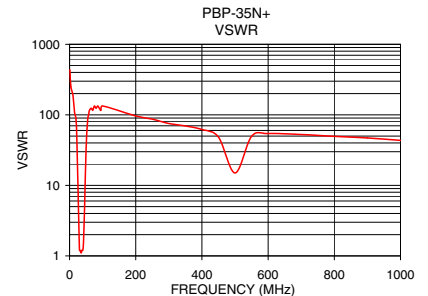
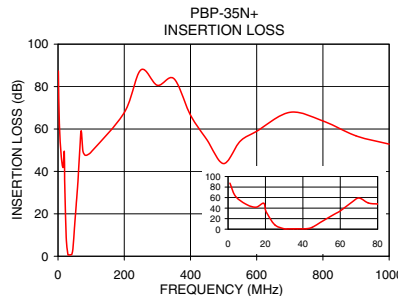


Functional Schematic



Typical Performance Data at 25°C

Frequency (MHz)	Insertion Loss (dB)	VSWR (:1)
1	87.34	434.30
19	49.46	91.40
21	29.22	66.80
25	8.27	12.10
30	0.73	1.20
35	0.64	1.10
37	0.67	1.20
40	0.75	1.20
42	1.03	1.50
45	3.55	4.30
50	14.16	34.10
58	30.57	102.20
66	50.66	124.10
70	59.17	115.80
200	67.72	96.50
400	66.54	62.00
800	63.80	49.60
1000	52.88	43.40



Notes

- Performance and quality attributes and conditions not expressly stated in this specification document are intended to be excluded and do not form a part of this specification document.
- Electrical specifications and performance data contained in this specification document are based on Mini-Circuit's applicable established test performance criteria and measurement instructions.
- The parts covered by this specification document are subject to Mini-Circuits standard limited warranty and terms and conditions (collectively, "Standard Terms"); Purchasers of this part are entitled to the rights and benefits contained therein. For a full statement of the Standard Terms and the exclusive rights and remedies thereunder, please visit Mini-Circuits' website at www.minicircuits.com/MCLStore/terms.jsp

