



LUMPED LC COAXIAL

Bandpass Filter

ZX75BP-400-S+

50Ω 292 to 490 MHz SMA-Male to SMA-Female

KEY FEATURES

- Insertion Loss, 3dB Max.
- Pass Band Return Loss, 11dB Typ.
- Stop Band Rejection, 30dB Typ.

APPLICATIONS

- Aircraft Communication
- Navigation

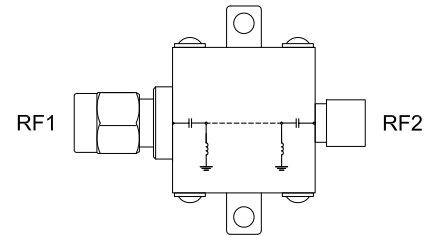
PRODUCT OVERVIEW

ZX75BP-400-S+ is a 50Ω bandpass filter in a connectorized package covering 292 to 490MHz. This offers good matching within the passband and high rejection in stopband.



Generic photo used for illustration purposes only

FUNCTIONAL DIAGRAM



ELECTRICAL SPECIFICATIONS¹ AT +25°C

Parameter		F#	Frequency (MHz)	Min.	Typ.	Max.	Units
Passband	Center Frequency	Fc	—	—	391	—	MHz
	Insertion Loss	F1-F2	292 - 490	—	—	3	dB
	Return Loss	F1-F2	292 - 490	8.1	11.4	—	dB
Stop Band, Lower	Rejection	DC-F3	DC - 200	35	—	—	dB
		F3-F4	200 - 230	20	—	—	dB
Stop Band, Upper	Rejection	F5-F6	620 - 700	20	—	—	dB
		F6-F7	700 - 2000	35	—	—	dB
		F7-F8	2000 - 4000	—	30	—	dB

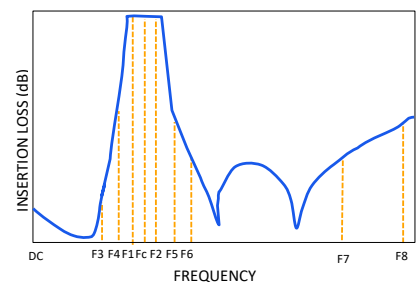
1. This filter is bi-directional RF1 and RF2 ports may be interchanged, see S-Parameters for actual performance.

ABSOLUTE MAXIMUM RATINGS²

Parameter	Ratings
Operating Temperature	-40°C to + 85°C
Storage Temperature	-55°C to + 100°C
Input Power ³	0.5W at 25°C

2. Permanent damage may occur if any of these limits are exceeded.
3. Power rating applies only to signals within the passband.

TYPICAL FREQUENCY RESPONSE AT +25°C





LUMPED LC COAXIAL

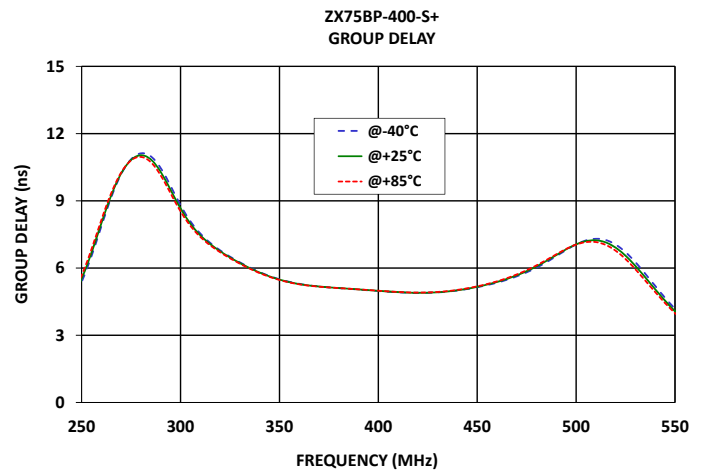
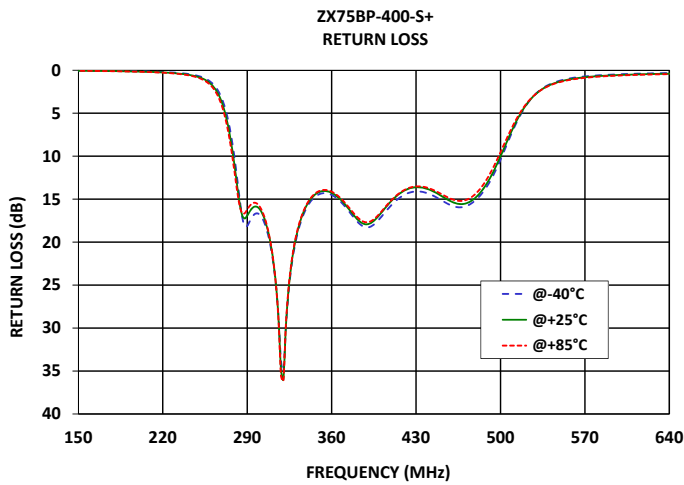
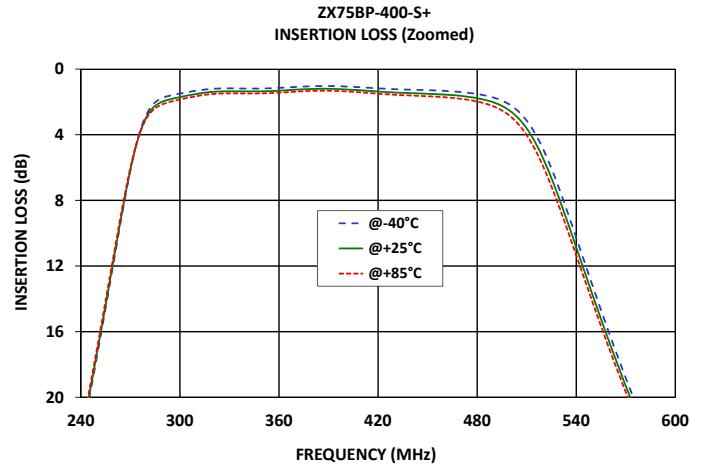
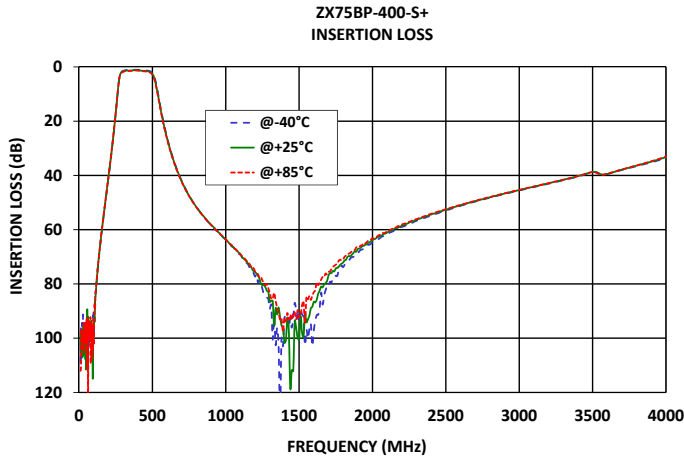
Bandpass Filter

ZX75BP-400-S+

Mini-Circuits

50Ω 292 to 490 MHz SMA-Male to SMA-Female

TYPICAL PERFORMANCE GRAPHS





LUMPED LC COAXIAL

Bandpass Filter

ZX75BP-400-S+

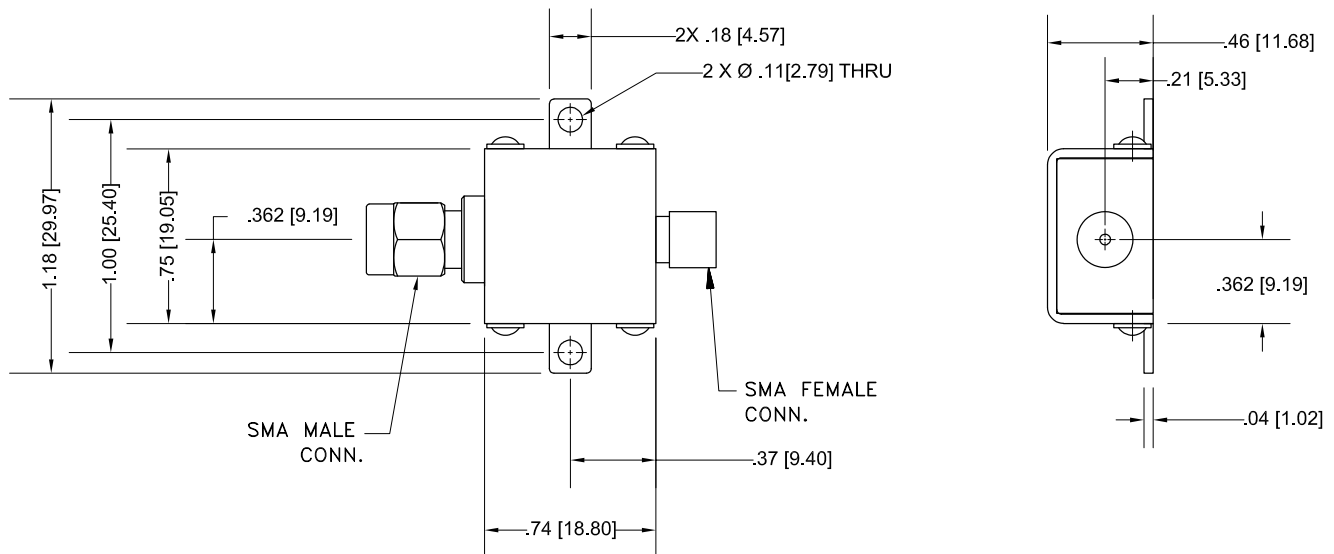
Mini-Circuits

50Ω 292 to 490 MHz SMA-Male to SMA-Female

CONNECTOR DESCRIPTION

Function	Marking on Unit	Connector
RF1 ¹	1	SMA Male
RF2 ¹	2	SMA Female

CASE STYLE DRAWING



Weight: 24.4 gram

Dimensions are in inches (mm). Tolerances: 2PI. ± .03; 3PI. ± .015

Tolerance on hole size and interaxes dimensions to be ± .005.

PRODUCT MARKING*: ZX75BP-400-S+

*Marking may contain other features or characters for internal lot control.



LUMPED LC COAXIAL

Bandpass Filter

ZX75BP-400-S+

Mini-Circuits

50Ω 292 to 490 MHz SMA-Male to SMA-Female

ADDITIONAL INFORMATION IS AVAILABLE ON OUR DASHBOARD

[CLICK HERE](#)

Performance Data & Graphs	Data Graphs S-Parameter (S2P Files) Data Set (.zip file)
Case Style	KE1467
RoHS Status	Compliant
Environmental Ratings	ENV46

NOTES

- A. Performance and quality attributes and conditions not expressly stated in this specification document are intended to be excluded and do not form a part of this specification document.
- B. Electrical specifications and performance data contained in this specification document are based on Mini-Circuits' applicable established test performance criteria and measurement instructions.
- C. The parts covered by this specification document are subject to Mini-Circuits' standard limited warranty and terms and conditions (collectively, "Standard Terms"); Purchasers of this part are entitled to the rights and benefits contained therein. For a full statement of the standard terms and the exclusive rights and remedies thereunder, please visit Mini-Circuits' website at www.minicircuits.com/terms/viewterm.html

