

Coaxial

Fixed Attenuator

50Ω 1W 7dB DC to 2000 MHz

HAT-7+



Generic photo used for illustration purposes only

CASE STYLE: FF747

Connectors	Model
BNC Male-BNC Female	HAT-7+

+RoHS Compliant

The +Suffix identifies RoHS Compliance. See our web site for RoHS Compliance methodologies and qualifications

Maximum Ratings

Operating Temperature	-45°C to 100°C
Storage Temperature	-55°C to 100°C
Permanent damage may occur if any of these limits are exceeded.	

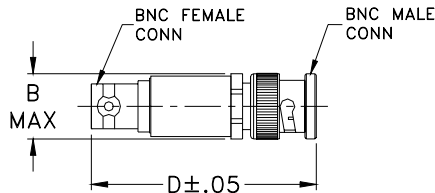
Features

- excellent VSWR, 1.05:1 typ.
- excellent flatness, 0.15 dB typ. to 2000 MHz
- usable to 4000 MHz

Applications

- PCS
- instrumentation
- cellular

Outline Drawing



Outline Dimensions (inch/mm)

B	D	wt
.62	1.94	grams
15.75	49.28	30.0

Electrical Specifications

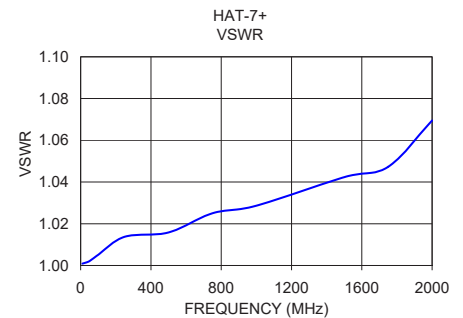
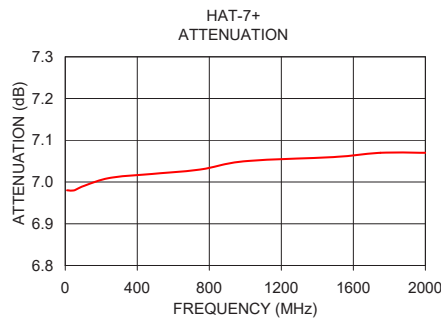
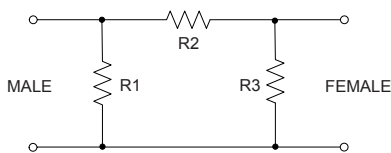
FREQ. RANGE (MHz)	ATTENUATION (dB) Flatness*					VSWR (:1)			MAX. INPUT POWER (W)
	DC-0.5 GHz	DC-1 GHz	DC-2 GHz	Total Band Typ.	DC-0.5 GHz	DC-1 GHz	DC-2 GHz		
	Nom.	Typ.	Typ.	Typ.	Typ.	Typ.	Typ.		
f_L - f_U									
DC-2000	7±0.2	0.05	0.10	0.15	0.25	1.05	1.10	1.10	1.0

* Flatness = variation over band divided by 2.

Typical Performance Data

Frequency (MHz)	Attenuation (dB)	VSWR (:1)
10.00	6.98	1.00
50.00	6.98	1.00
100.00	6.99	1.01
250.00	7.01	1.01
500.00	7.02	1.02
750.00	7.03	1.03
1000.00	7.05	1.03
1500.00	7.06	1.04
1750.00	7.07	1.05
2000.00	7.07	1.07

Electrical Schematic



Notes

- A. Performance and quality attributes and conditions not expressly stated in this specification document are intended to be excluded and do not form a part of this specification document.
 B. Electrical specifications and performance data contained in this specification document are based on Mini-Circuit's applicable established test performance criteria and measurement instructions.
 C. The parts covered by this specification document are subject to Mini-Circuits standard limited warranty and terms and conditions (collectively, "Standard Terms"); Purchasers of this part are entitled to the rights and benefits contained therein. For a full statement of the Standard Terms and the exclusive rights and remedies thereunder, please visit Mini-Circuits' website at www.minicircuits.com/MCLStore/terms.jsp

www.minicircuits.com P.O. Box 350166, Brooklyn, NY 11235-0003 (718) 934-4500 sales@minicircuits.com

 REV. G
 M151107
 EDR-5087/7
 HAT-7+
 RVN/LC/CP/AM
 200520

Typical Performance Data

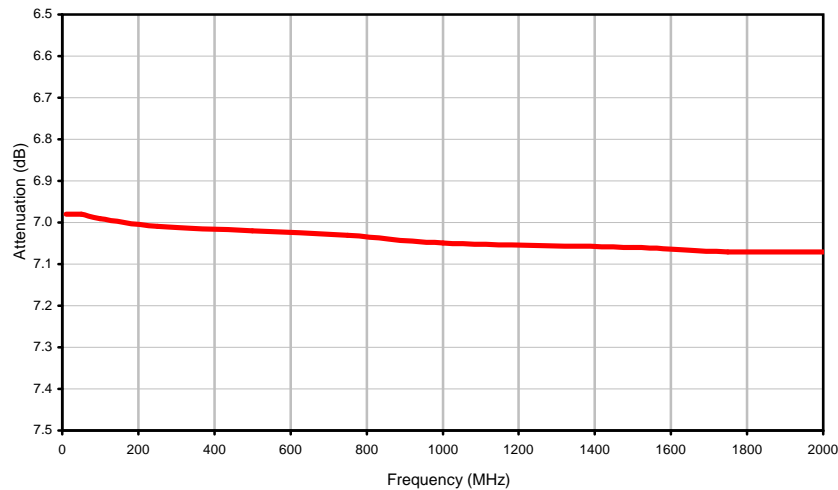
FREQUENCY (MHz)	ATTENUATION (dB)	RETURN LOSS (dB)
10.00	6.98	67.18
50.00	6.98	59.76
100.00	6.99	51.84
250.00	7.01	43.30
500.00	7.02	42.10
750.00	7.03	38.16
1000.00	7.05	37.00
1500.00	7.06	33.67
1750.00	7.07	32.73
2000.00	7.07	29.48

REV. X1
HAT-7+
061108
Page 1 of 1

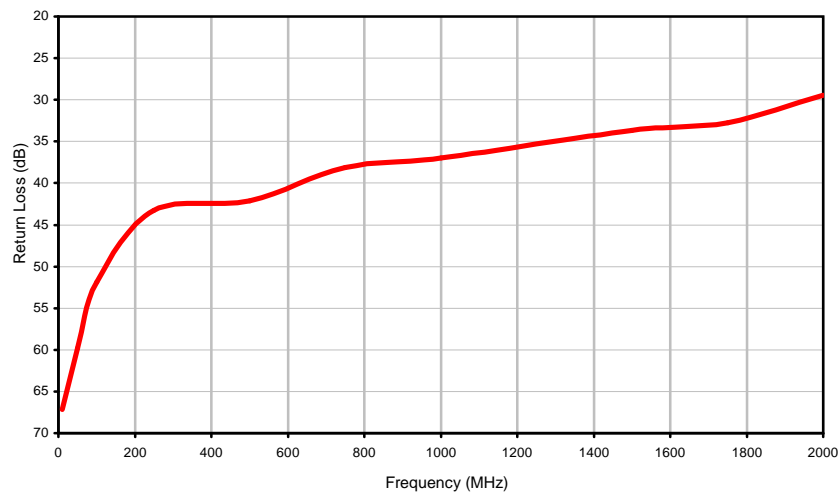


Typical Performance Curves

Attenuation



Return Loss



REV. X1

HAT-7+

061108

Page 1 of 1



IF/RF MICROWAVE COMPONENTS • ISO 9001 ISO 14001 AS 9100 CERTIFIED RoHS compliant

P.O. Box 350166, Brooklyn, New York 11235-0003 (718) 934-4500 Fax (718) 332-4661



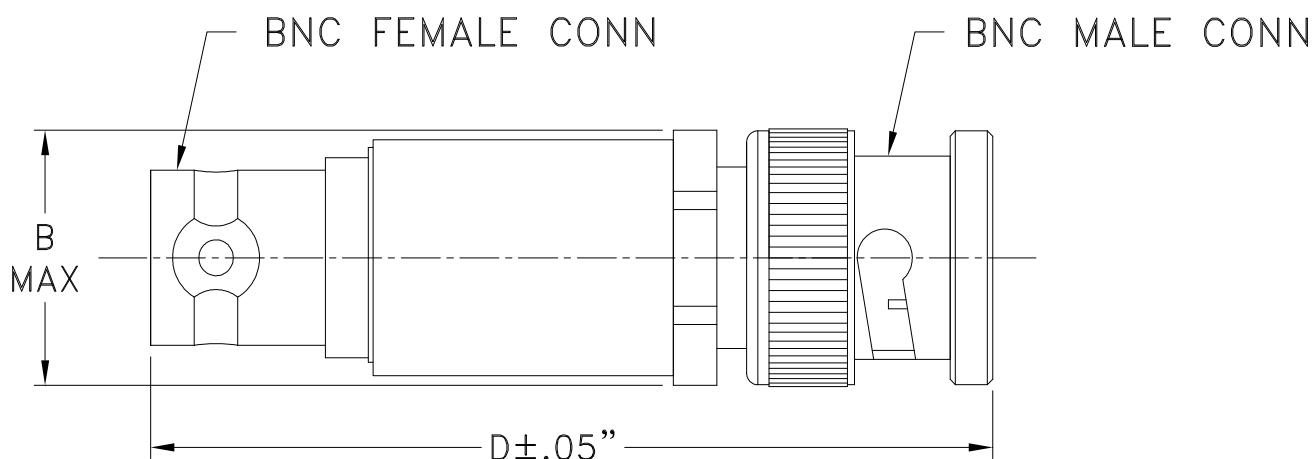
The Design Engineers Search Engine finds the model you need, Instantly • For detailed performance specs & shopping online see



Case Style

FF

Outline Dimensions

FF747

CASE #.	A	B	C	D	E	WT GRAMS
FF747	--	.62 (15.75)	--	1.94 (49.28)	--	30.0

Dimensions are in inches (mm). Tolerances: 2Pl. ± .04; 3Pl. ± .030

Notes:

1. Case material: Brass.
2. Case finish: Nickel plate.



P.O. Box 350166, Brooklyn, New York 11235-0003 (718) 934-4500 Fax (718) 332-4661 For detailed performance specs & shopping online see Mini-Circuits web site



Provides ACTUAL Data Instantly From MINI-CIRCUITS At: www.minicircuits.com

RF/IF MICROWAVE COMPONENTS

FF747 Rev.: AR (13/AUG/21) ECO-009237 File: FF747

This document and its contents are the property of Mini-Circuits.

Sheet 1 of 1



All Mini-Circuits products are manufactured under exacting quality assurance and control standards, and are capable of meeting published specifications after being subjected to any or all of the following physical and environmental test.

Specification	Test/Inspection Condition	Reference/Spec
Operating Temperature	-45° to 100° C Ambient Environment	Individual Model Data Sheet
Storage Temperature	-55° to 100° C Ambient Environment	Individual Model Data Sheet
Barometric Pressure	100,000 Feet	MIL-STD-202, Method 105, Condition D
Humidity	90% RH, 65°C Units may require bake-out after humidity to restore full performance.	MIL-STD-202, Method 103
Thermal Shock	-65° to 125°C, 5 cycles	MIL-STD-202, Method 107, Condition B
Vibration (High Frequency)	20g peak, 10-2000 Hz, 12 times in each of three perpendicular directions (total 36)	MIL-STD-202, Method 204, Condition D
Mechanical Shock	100g, 6ms sawtooth, 3 shocks each direction 3 axes (total 18)	MIL-STD-202, Method 213, Condition I