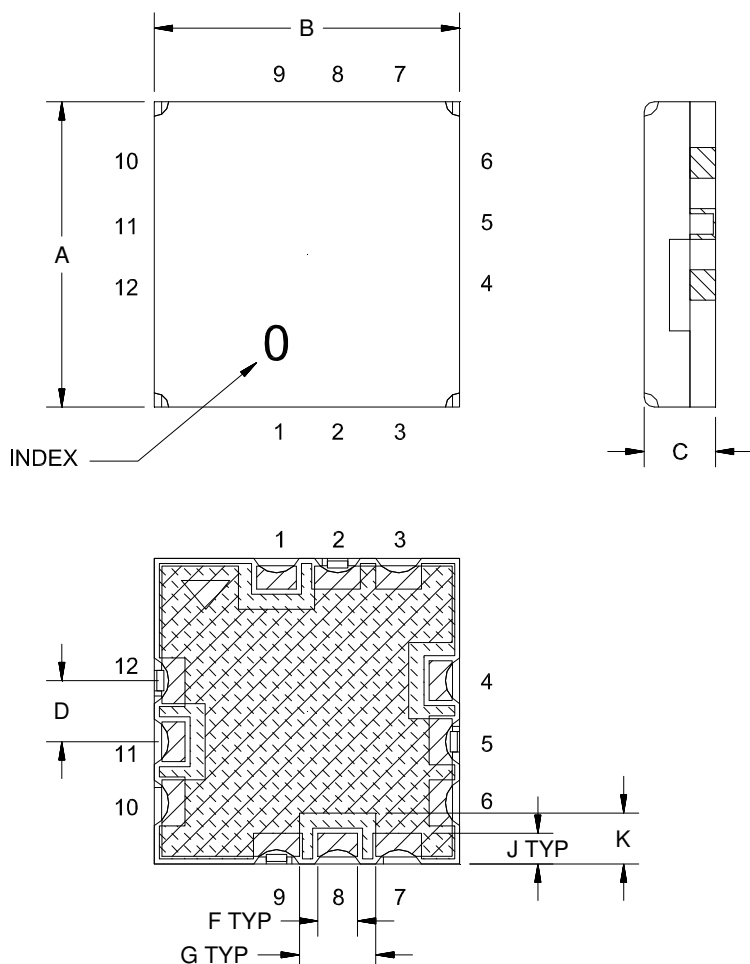
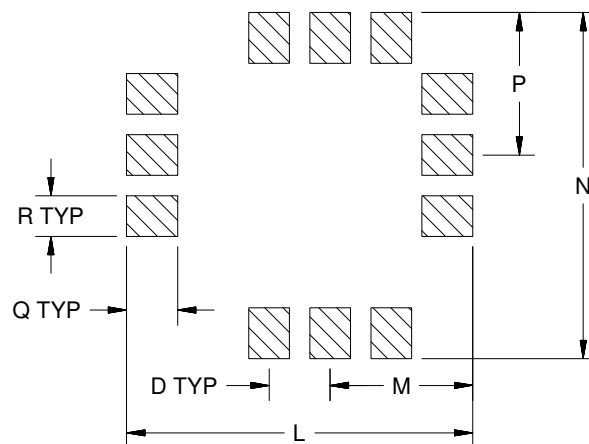



Outline Dimensions



PCB Land Pattern



METALLIZATION



SOLDER RESIST

CASE #	A	B	C	D	E	F	G	H	J	K
FZ802	.300 (7.62)	.300 (7.62)	.070 (1.78)	.060 (1.52)	.120 (3.05)	.039 (0.99)	.075 (1.91)	.120 (3.05)	.030 (0.76)	.050 (1.27)

CASE #	L	M	N	P	Q	R	WT. GRAM
FZ802	.340 (8.64)	.140 (3.56)	.340 (8.64)	.140 (3.56)	.050 (1.27)	.040 (1.02)	.25

Dimensions are in inches (mm). Tolerances: 2 Pl. $\pm .03$; 3Pl. $\pm .015$

Notes:

- Case material: Nickel-Silver alloy.
- Base: Printed wiring laminate.
- Termination finish:
For RoHS Case Styles: 3-5 μ inch (.08-.13 microns) Gold over 120-240 μ inch (3.05-6.10 microns) Nickel plate.