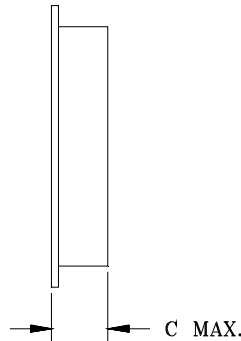
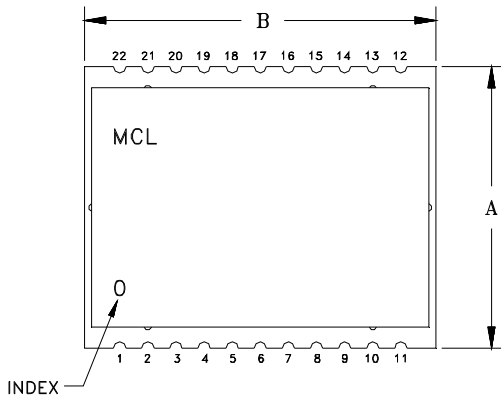


Case Style

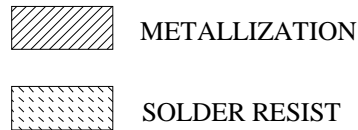
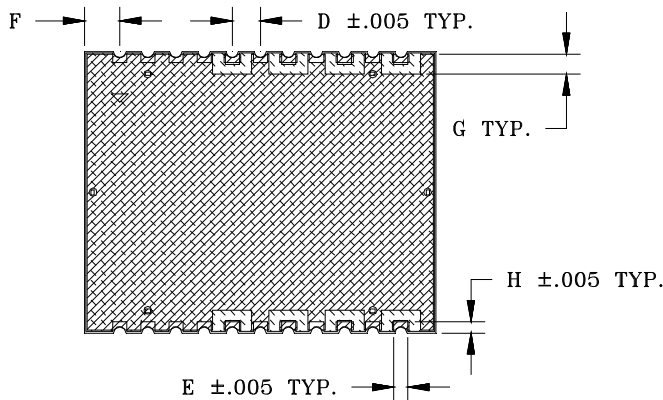
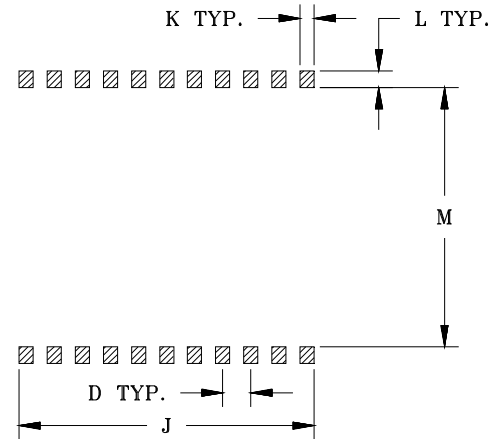
KL

Outline Dimensions

KL942



Suggested PCB Land Pattern



CASE#	A	B	C	D	E	F	G	H	J	K	L	M	WT. GRAM
KL942	1.000 (25.40)	1.250 (31.75)	.200 (5.08)	.100 (2.54)	.050 (1.27)	.125 (3.18)	.080 (2.03)	.040 (1.02)	1.05 (26.67)	.050 (1.27)	.060 (1.52)	.920 (23.37)	5.8

Dimensions are in inches (mm). Tolerances: 2PL. +/- .03; 3PL. +/- .015

Notes:

1. Case material: Nickel-Silver alloy.
2. Base: Printed wiring laminate.
3. Termination finish:

For RoHS Case Styles: 2-5 μ inch (.05-.13 microns) Gold over 120-240 μ inch (3.05-6.10 microns) Nickel plate.
All models, (+) suffix.



Distribution Centers NORTH AMERICA 800-654-7949 • 417-335-5935 • Fax 417-335-5945 • EUROPE 44-1252-832600 • Fax 44-1252-837010

Mini-Circuits ISO 9001 & ISO 14001 Certified

INTERNET <http://www.minicircuits.com>

P.O. Box 350166, Brooklyn, New York 11235-0003 (718) 934-4500 Fax (718) 332-4661