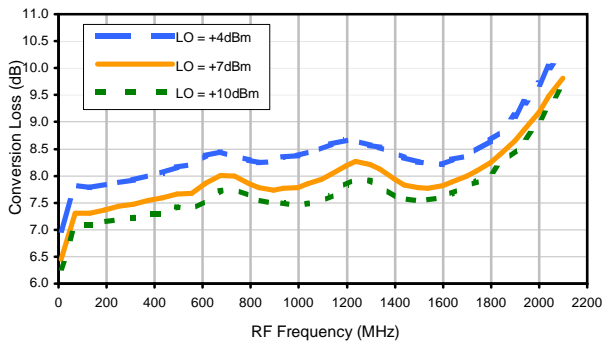
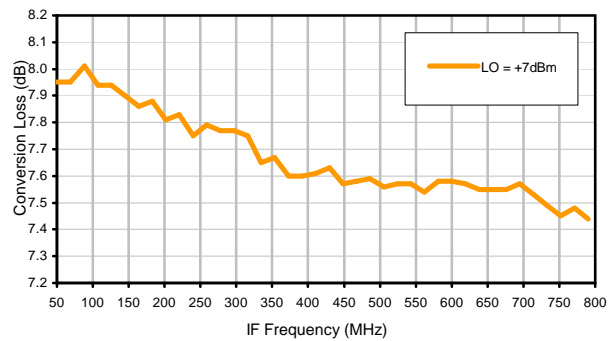


## Typical Performance Curves

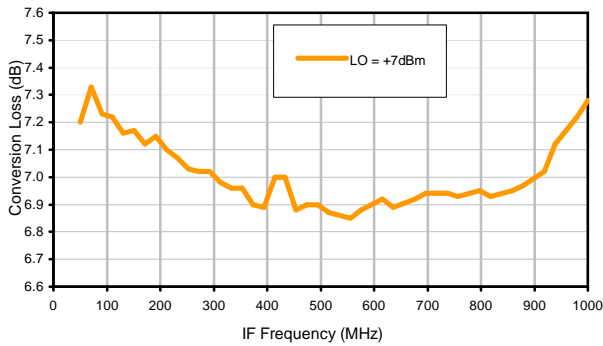
### Conversion Loss @ IF=50MHz



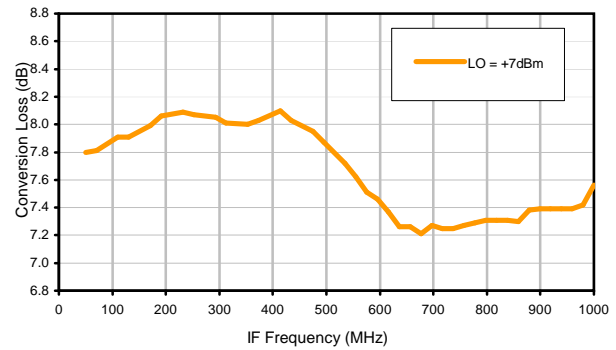
### Conversion Loss vs. IF @ RF=800.1MHz



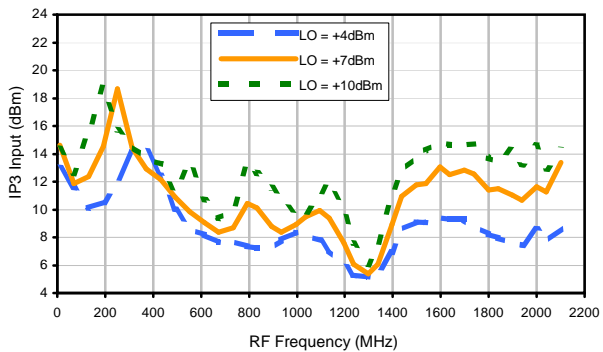
### Conversion Loss vs. IF @ RF=50.1MHz



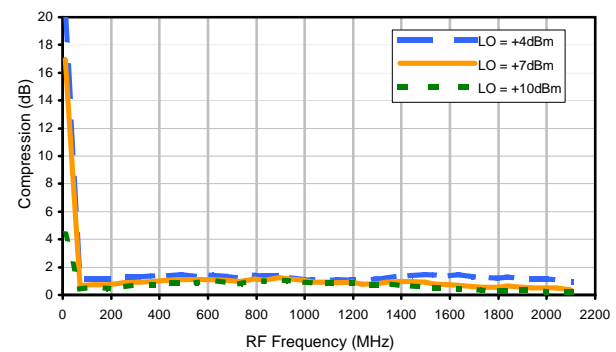
### Conversion Loss vs. IF @ RF=1600.1MHz



### IP3 Input

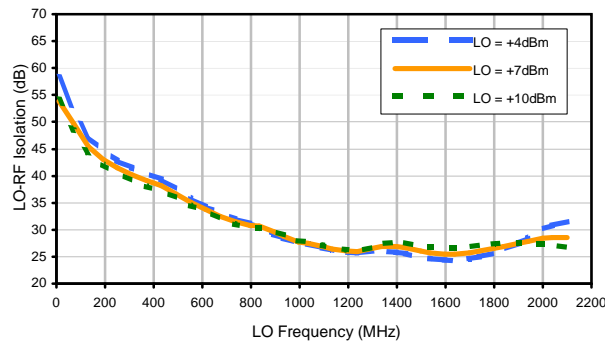


### Compression @ RF IN=+1dBm

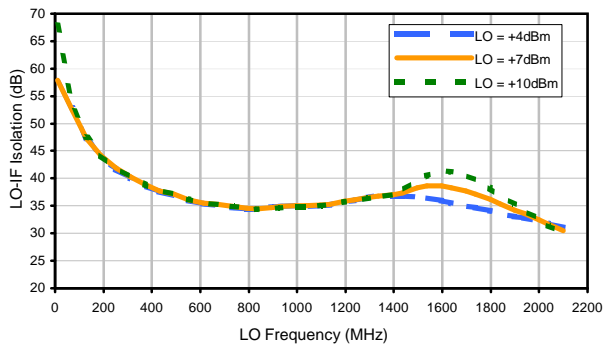


## Typical Performance Curves

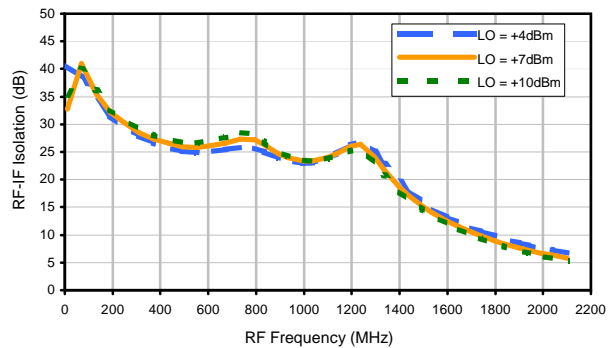
LO-RF Isolation



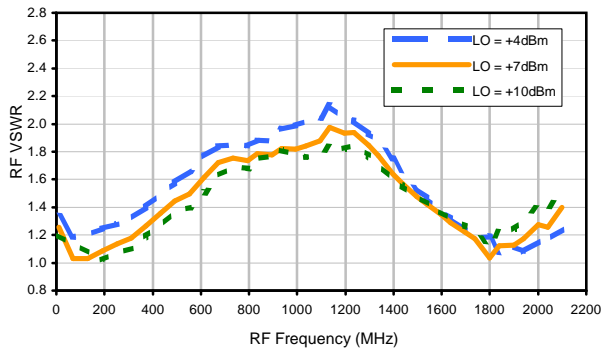
LO-IF Isolation



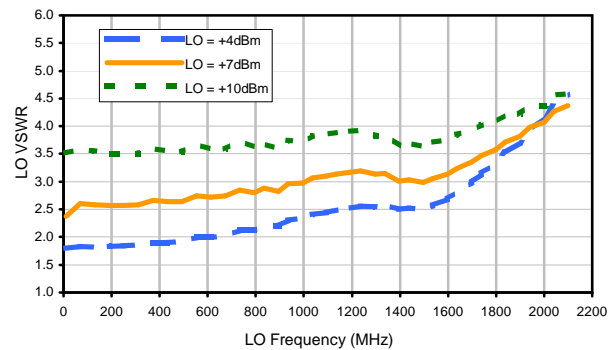
RF-IF Isolation



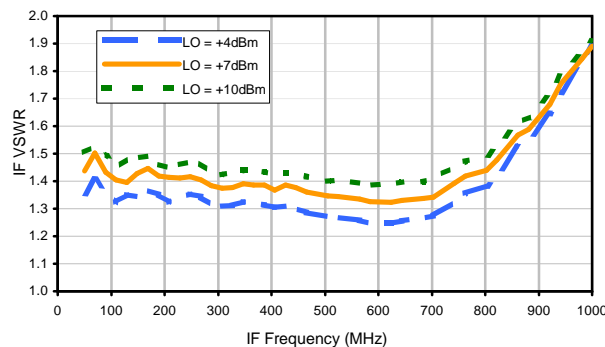
RF VSWR



LO VSWR



IF VSWR



## Harmonics Tables

RF HARMONICS ORDER

	(-dBm)	(-dBc)										
0	-	-	5	10	26	42	8	24	23	49	34	44
1	-	19	0	31	18	22	37	26	38	42	48	48
2	104	46	57	56	57	45	46	63	39	52	53	58
3	119	52	55	59	56	66	57	55	71	59	60	82
4	119	94	71	67	78	69	82	73	71	86	64	75
5	117	84	94	87	98	88	86	86	91	93	90	85
6	120	104	89	101	91	87	89	83	94	97	93	97
7	109	103	102	104	97	99	104	104	92	95	101	112
8	111	107	102	107	118	102	107	101	96	85	97	99
9	119	92	101	102	100	104	98	105	105	94	95	108
10	112	105	104	99	102	104	107	98	98	100	92	88
	RF CAL	0	1	2	3	4	5	6	7	8	9	10

### LO HARMONICS ORDER

Test conditions: RF IN: 820.1 MHz; -14.00 dBm.  
 LO IN: 850.1 MHz; +7.00 dBm  
 IF OUT: 30 MHz; -22.4 dBm

RF HARMONICS ORDER

	(-dBm)	(-dBc)										
0	-	-	15	19	40	49	22	37	42	59	48	60
1	-	18	0	32	17	26	39	30	41	49	60	67
2	89	44	50	59	49	43	42	57	35	49	48	64
3	110	35	38	44	42	55	46	39	66	45	57	63
4	112	69	66	59	66	56	87	55	56	85	49	64
5	116	60	80	58	57	62	53	67	55	55	70	57
6	114	70	70	85	68	64	69	65	74	72	64	75
7	120	83	82	70	85	70	69	74	65	77	71	67
8	112	86	84	76	77	94	75	72	77	74	76	86
9	112	92	97	91	91	80	94	82	82	81	79	81
10	117	97	92	95	92	85	86	107	86	77	87	78
	RF CAL	0	1	2	3	4	5	6	7	8	9	10

### LO HARMONICS ORDER

Test conditions: RF IN: 820.1 MHz; -4.00 dBm.  
 LO IN: 850.1 MHz; +7.00 dBm  
 IF OUT: 30 MHz; -12.4 dBm

- Notes: 1. All Harmonics are in (dBc) relative to IF OUTPUT.  
 2. + entry denotes harmonics are in (dBc) above IF OUTPUT.  
 3. RF Cal represent the Harmonics level of the RF input signal to the mixer.

REV. X2  
 ADE-13  
 100817

Page 3 of 3



IF/RF MICROWAVE COMPONENTS • ISO 9001 ISO 14001 AS 9100 CERTIFIED • RoHS compliant  
 P.O. Box 350166, Brooklyn, New York 11235-0003 (718) 934-4500 Fax (718) 332-4661



The Design Engineers Search Engine finds the model you need, Instantly • For detailed performance specs & shopping online see [minicircuits.com](http://minicircuits.com)