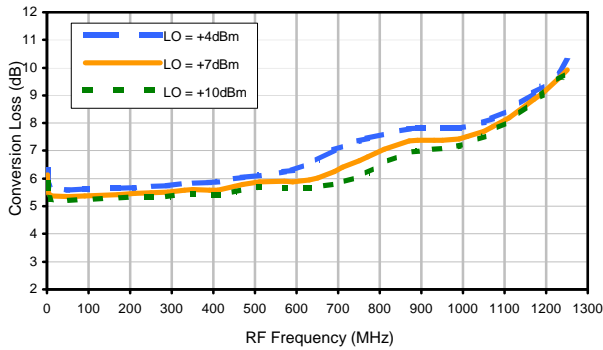
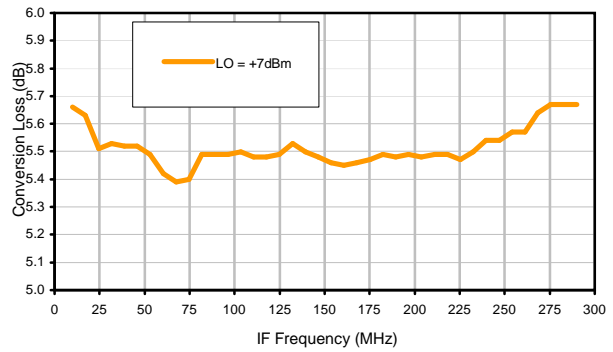


Typical Performance Curves

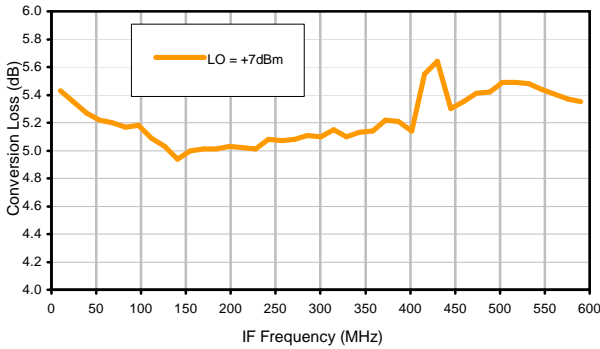
Conversion Loss @ IF=30MHz



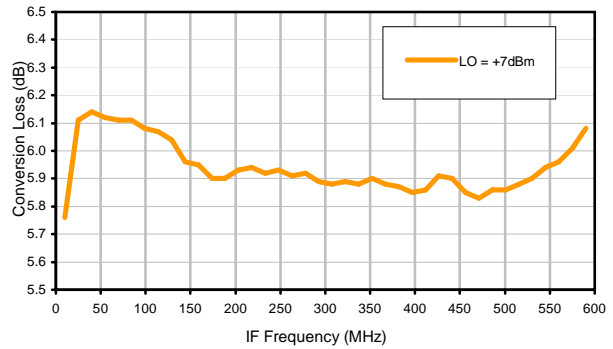
Conversion Loss vs. IF @ RF=300.1MHz



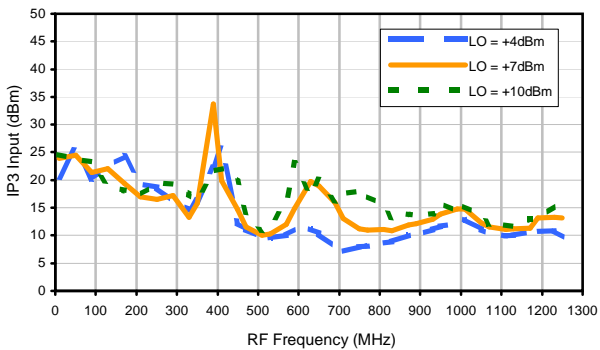
Conversion Loss vs. IF @ RF=10.1MHz



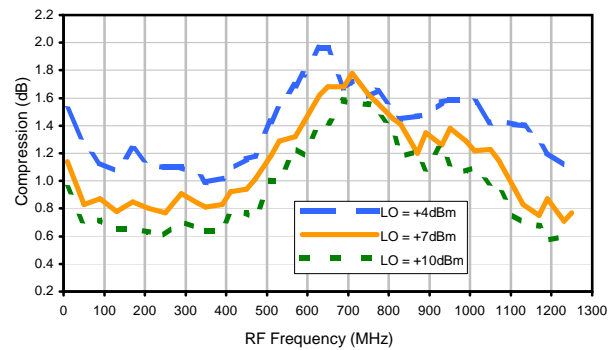
Conversion Loss vs. IF @ RF=600.1MHz



IP3 Input

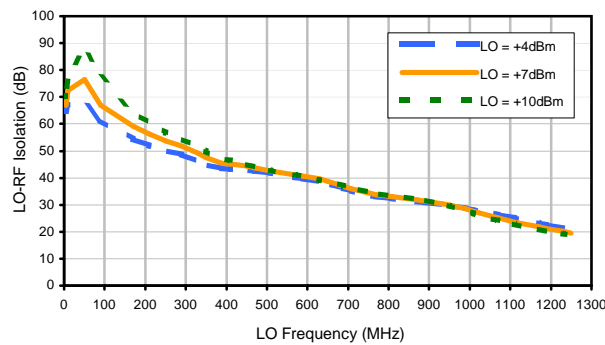


Compression @ RF IN=+1dBm

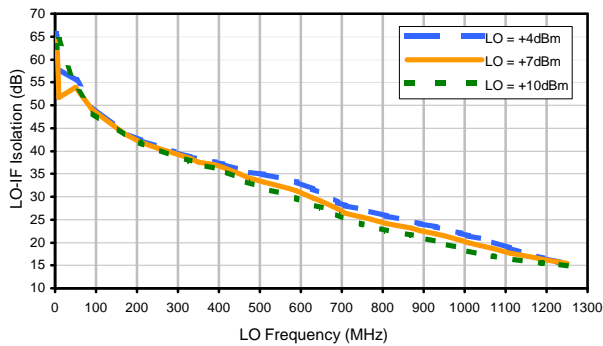


Typical Performance Curves

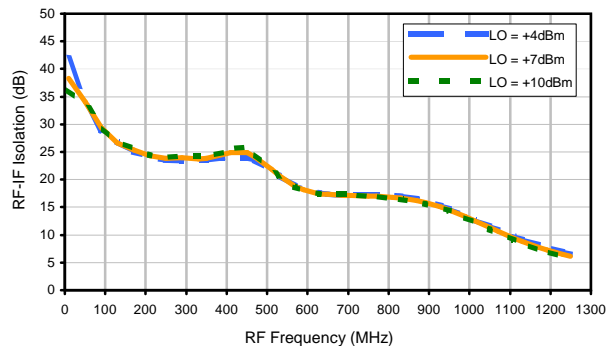
LO-RF Isolation



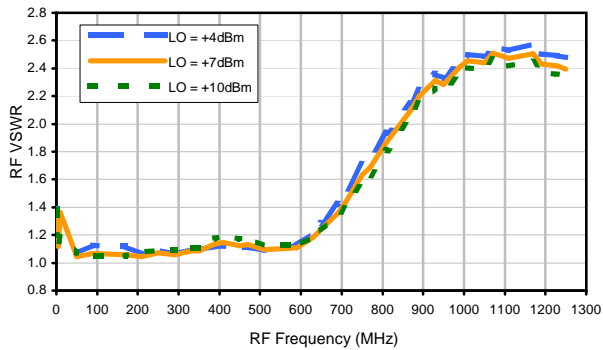
LO-IF Isolation



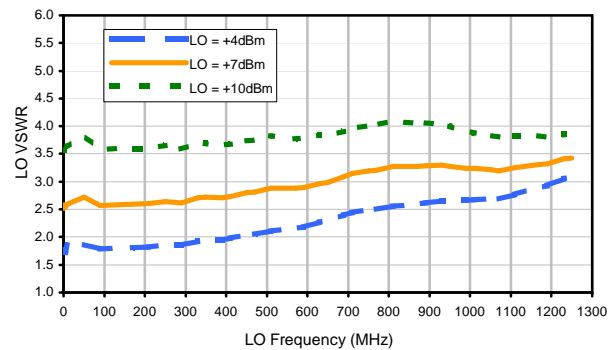
RF-IF Isolation



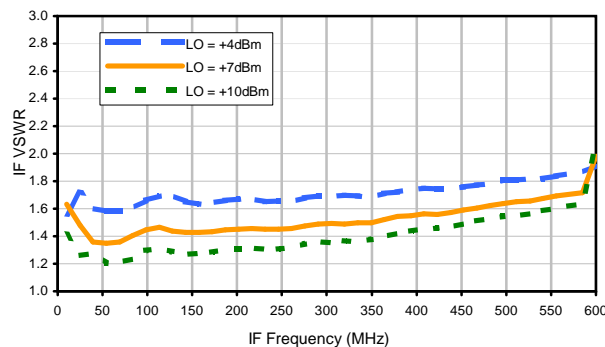
RF VSWR



LO VSWR



IF VSWR



Harmonics Tables

RF HARMONICS ORDER

	(-dBm)	(-dBc)										
0	-	-	5	14	12	31	18	33	43	52	33	48
1	-	16	0	33	12	31	40	46	46	51	54	59
2	116	68	44	58	43	73	50	63	55	62	79	73
3	117	65	56	62	55	64	56	75	74	84	75	85
4	117	97	97	88	87	86	84	90	96	89	102	92
5	115	109	103	101	91	93	85	89	90	106	104	115
6	111	100	106	103	104	103	118	84	99	109	111	108
7	117	111	103	112	100	103	95	96	94	104	107	102
8	120	108	113	106	110	106	96	97	98	92	103	110
9	111	116	111	106	111	104	106	96	96	100	103	110
10	118	125	106	108	104	108	104	113	115	110	86	95
	RF CAL	0	1	2	3	4	5	6	7	8	9	10

LO HARMONICS ORDER

Test conditions: RF IN: 500.1 MHz; -14.00 dBm.
 LO IN: 530.1 MHz; +7.00 dBm
 IF OUT: 30 MHz; -19.63 dBm

RF HARMONICS ORDER

	(-dBm)	(-dBc)										
0	-	-	14	26	23	42	30	44	54	65	44	67
1	-	16	0	31	13	34	39	50	54	57	58	68
2	95	46	39	56	39	48	42	58	47	61	69	69
3	115	44	38	51	40	63	41	51	65	64	62	71
4	120	68	62	68	53	57	52	57	60	65	66	68
5	106	71	70	73	53	57	51	59	55	75	70	77
6	108	81	88	79	77	73	69	79	80	69	77	78
7	129	94	92	94	83	86	70	71	65	68	67	88
8	118	106	92	89	96	90	83	78	73	75	74	83
9	116	111	104	104	104	124	100	92	82	87	82	82
10	119	112	107	114	110	101	109	97	92	90	86	90
	RF CAL	0	1	2	3	4	5	6	7	8	9	10

LO HARMONICS ORDER

Test conditions: RF IN: 500.1 MHz; -4.00 dBm.
 LO IN: 530.1 MHz; +7.00 dBm
 IF OUT: 30 MHz; -9.61 dBm

- Notes: 1. All Harmonics are in (dBc) relative to IF OUTPUT.
 2. + entry denotes harmonics are in (dBc) above IF OUTPUT.
 3. RF Cal represent the Harmonics level of the RF input signal to the mixer.

REV. X2
 ADE-1ASK
 100817
 Page 3 of 3



IF/RF MICROWAVE COMPONENTS • ISO 9001 ISO 14001 AS 9100 CERTIFIED • RoHS compliant
 P.O. Box 350166, Brooklyn, New York 11235-0006 (718) 934-4500 Fax (718) 332-4661



The Design Engineers Search Engine finds the model you need, Instantly • For detailed performance specs & shopping online see

