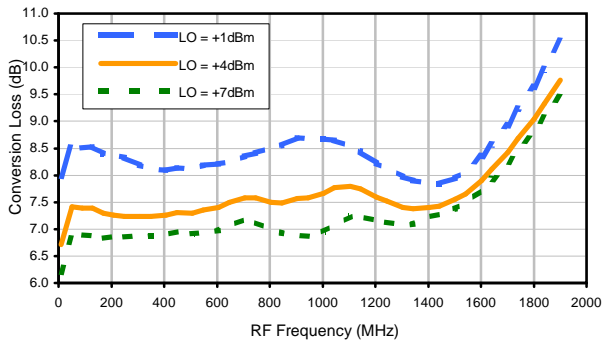
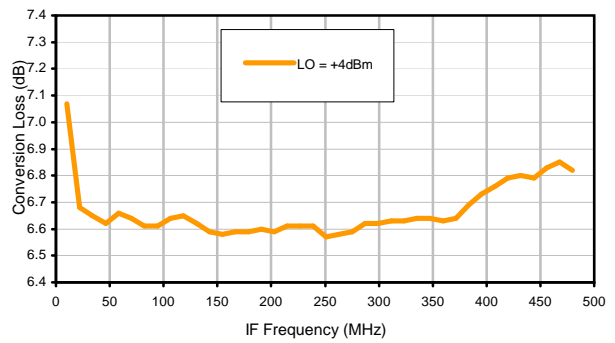


Typical Performance Curves

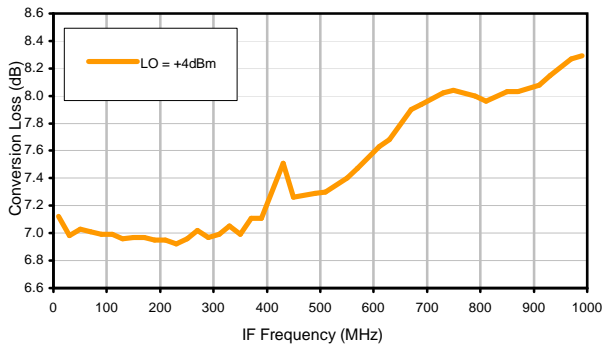
Conversion Loss @ IF=30MHz



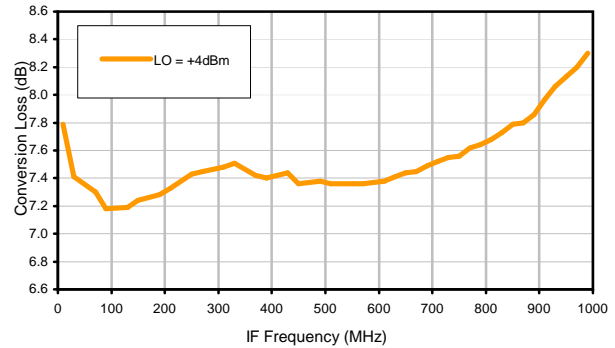
Conversion Loss vs. IF @ RF=500.1MHz



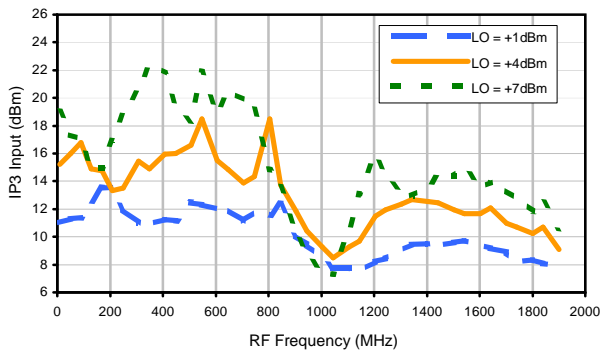
Conversion Loss vs. IF @ RF=10.1MHz



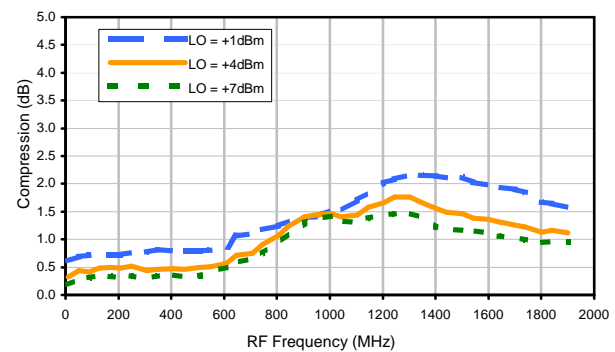
Conversion Loss vs. IF @ RF=1000.1MHz



IP3 Input

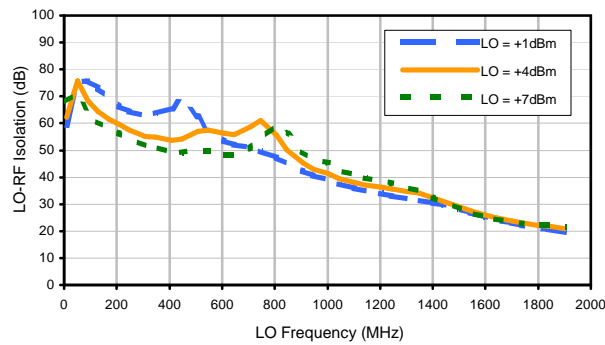


Compression @ RF IN=+1dBm

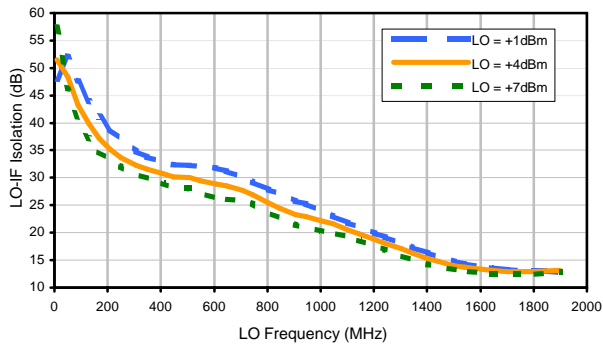


Typical Performance Curves

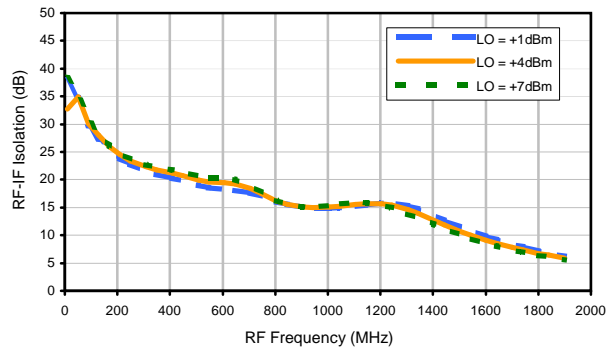
LO-RF Isolation



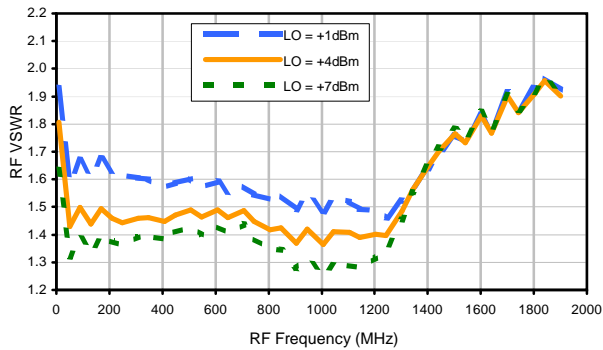
LO-IF Isolation



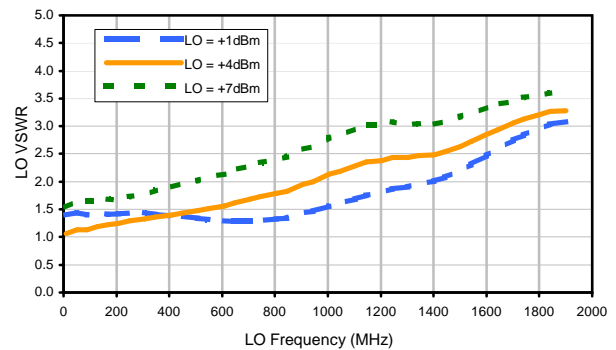
RF-IF Isolation



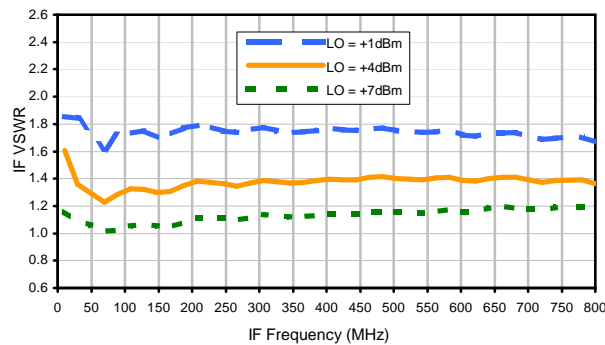
RF VSWR



LO VSWR



IF VSWR



Harmonics Tables

RF HARMONICS ORDER

	(-dBm)	(-dBc)										
0	-	-	4	19	9	30	21	45	37	58	56	61
1	-	13	0	32	16	33	29	40	46	48	46	61
2	110	64	43	59	43	56	45	59	56	70	64	72
3	117	64	67	67	59	72	57	84	68	85	73	85
4	116	94	87	90	95	88	86	87	82	103	95	93
5	120	103	103	98	91	89	83	99	95	96	104	97
6	114	106	111	110	107	102	101	84	101	107	102	104
7	115	107	118	114	102	109	105	90	83	108	95	103
8	110	102	107	99	104	103	103	98	94	104	96	98
9	114	100	105	109	106	100	103	107	104	95	91	96
10	116	101	98	110	103	105	102	109	100	102	98	95
	RF CAL	0	1	2	3	4	5	6	7	8	9	10

LO HARMONICS ORDER

Test conditions: RF IN: 500.1 MHz; -14.00 dBm.
 LO IN: 530.01 MHz; +4.00 dBm
 IF OUT: 29.91 MHz; -21 dBm

RF HARMONICS ORDER

	(-dBm)	(-dBc)										
0	-	-	13	28	21	44	34	58	50	66	66	78
1	-	13	0	31	16	37	30	45	49	54	55	71
2	95	57	36	64	35	54	38	57	51	68	68	78
3	111	43	49	47	50	58	44	53	66	58	58	66
4	110	91	59	65	56	63	60	62	56	70	67	75
5	114	70	76	66	53	69	53	65	56	69	65	80
6	114	95	84	82	80	79	69	79	66	89	69	89
7	118	98	87	90	78	83	78	77	77	81	94	79
8	114	100	102	99	93	105	86	100	82	101	82	94
9	123	109	112	109	101	100	104	90	88	91	87	90
10	112	109	125	109	109	103	101	105	102	103	100	100
	RF CAL	0	1	2	3	4	5	6	7	8	9	10

LO HARMONICS ORDER

Test conditions: RF IN: 500.1 MHz; -4.00 dBm.
 LO IN: 530.01 MHz; +4.00 dBm
 IF OUT: 29.91 MHz; -10.96 dBm

- Notes: 1. All Harmonics are in (dBc) relative to IF OUTPUT.
 2. + entry denotes harmonics are in (dBc) above IF OUTPUT.
 3. RF Cal represent the Harmonics level of the RF input signal to the mixer.

REV. X2
 ADEX-10L
 100817
 Page 3 of 3



IF/RF MICROWAVE COMPONENTS • ISO 9001 ISO 14001 AS 9100 CERTIFIED • RoHS compliant
 P.O. Box 350166, Brooklyn, New York 11235-0003 (718) 934-4500 Fax (718) 332-4661



The Design Engineers Search Engine finds the model you need, Instantly • For detailed performance specs & shopping online see minicircuits.com