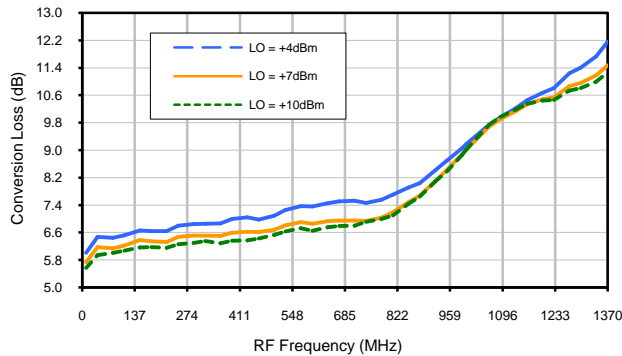
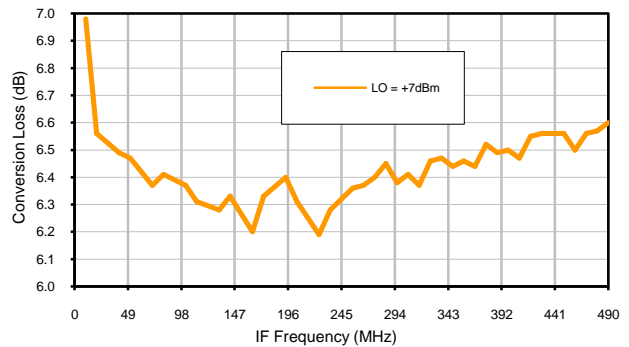


Typical Performance Curves

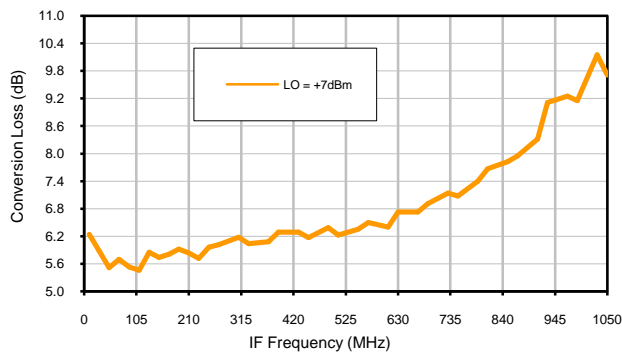
Conversion Loss @ IF=30MHz



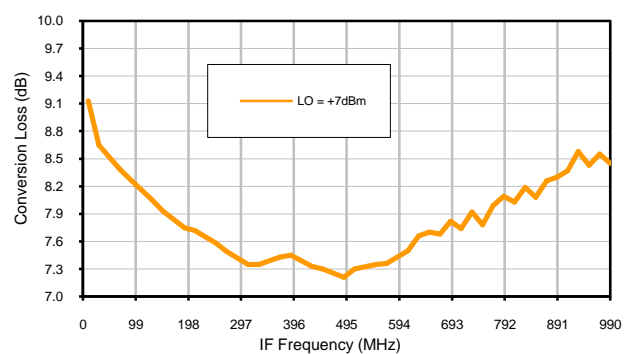
Conversion Loss vs. IF @ RF=500.1MHz



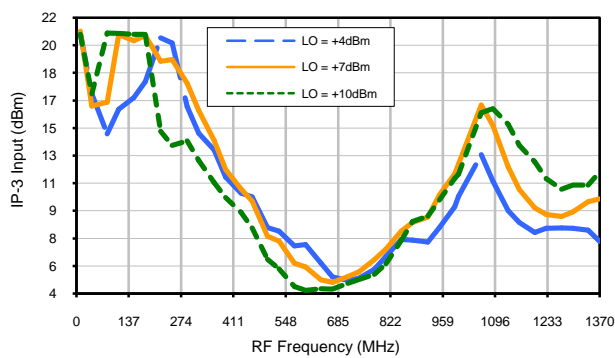
Conversion Loss vs. IF @ RF=10.1MHz



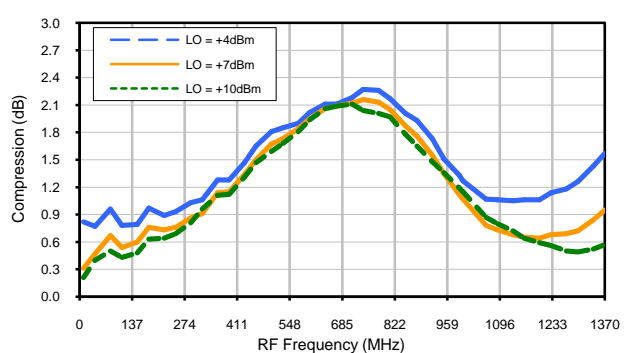
Conversion Loss vs. IF @ RF=1000.1MHz



IP-3 Input

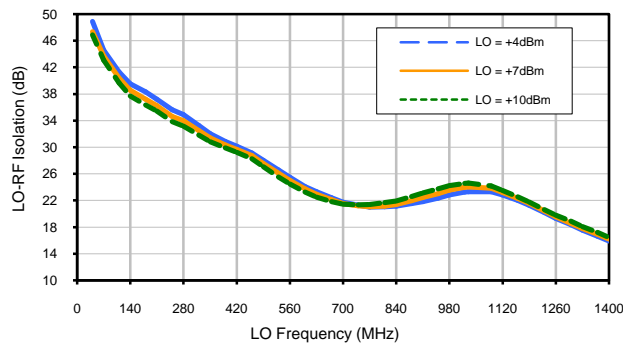


Compression @ RF IN=+1dBm

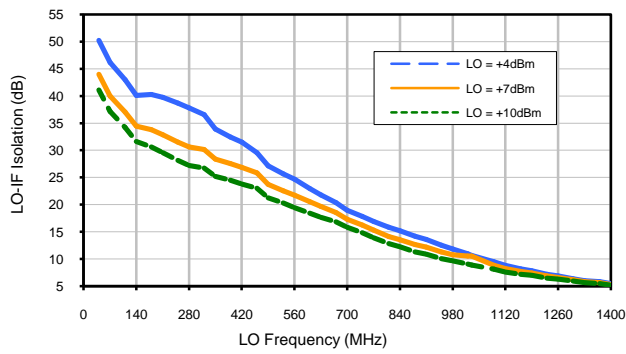


Typical Performance Curves

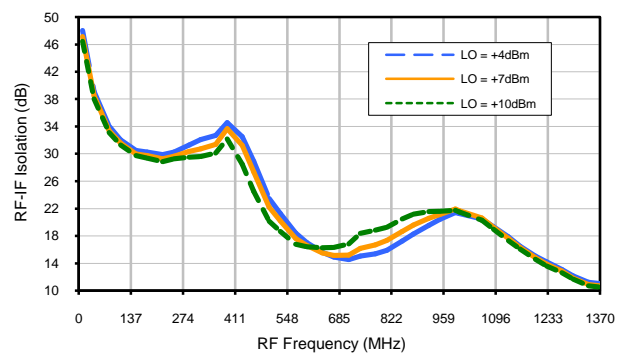
LO-RF Isolation



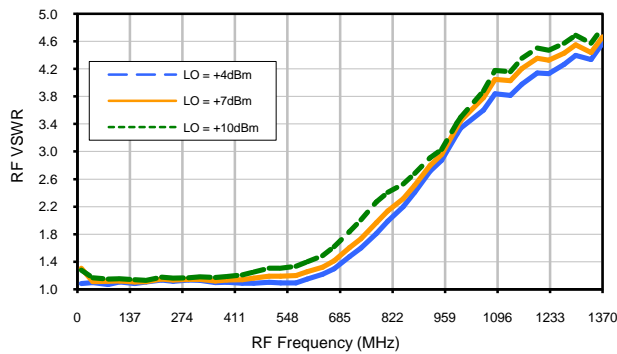
LO-IF Isolation



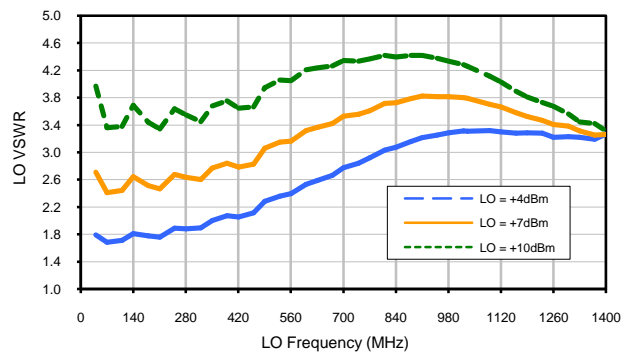
RF-IF Isolation



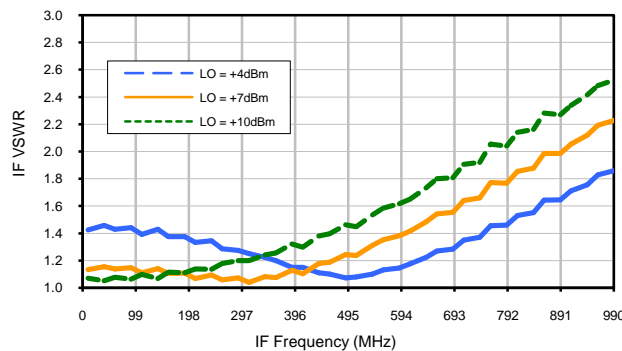
RF VSWR



LO VSWR



IF VSWR



Harmonics Tables

RF HARMONICS ORDER

	(-dBm)	(-dBc)										
0	-	-	+8	15	10	21	15	27	21	34	34	44
1	-	9	+0	20	18	34	36	36	40	47	50	50
2	>90	41	34	39	33	48	49	46	59	51	50	56
3	>90	>69	61	60	53	55	>69	60	67	62	64	66
4	>90	>69	>69	>69	>69	>69	>69	>69	>69	>69	>69	>69
5	>90	>69	>69	>69	>69	>69	>69	>69	>69	>69	>69	>69
6	>90	>69	>69	>69	>69	>69	>69	>69	>69	>69	>69	>69
7	>90	>69	>69	>69	>69	>69	>69	>69	>69	>69	>69	>69
8	>90	>69	>69	>69	>69	>69	>69	>69	>69	>69	>69	>69
9	>90	>69	>69	>69	>69	>69	>69	>69	>69	>69	>69	>69
10	>90	>69	>69	>69	>69	>69	>69	>69	>69	>69	>69	>69
	RF CAL	0	1	2	3	4	5	6	7	8	9	10

LO HARMONICS ORDER

Test conditions: RF IN: 550.1 MHz; -14.00 dBm.
 LO IN: 580.1 MHz; +7.00 dBm
 IF OUT: 30 MHz; -20.82 dBm

RF HARMONICS ORDER

	(-dBm)	(-dBc)										
0	-	-	+0	24	19	37	25	41	33	48	52	58
1	-	9	+0	22	21	40	38	44	39	55	51	68
2	73	39	20	36	26	46	51	45	48	54	45	61
3	>90	45	38	41	30	39	58	49	55	55	62	65
4	>90	60	58	47	39	45	43	56	62	55	64	63
5	>90	66	57	63	60	54	50	55	61	62	65	71
6	>90	72	71	66	67	78	50	60	65	62	66	68
7	>90	77	>79	>79	67	74	64	76	57	68	72	68
8	>90	>79	>79	>79	>79	77	>79	75	64	66	73	75
9	>90	>79	>79	>79	>79	>79	>79	>79	67	>79	68	73
10	>90	>79	>79	>79	>79	>79	>79	>79	>79	>79	72	>79
		0	1	2	3	4	5	6	7	8	9	10

LO HARMONICS ORDER

Test conditions: RF IN: 550.1 MHz; -4.00 dBm.
 LO IN: 580.1 MHz; +7.00 dBm
 IF OUT: 30 MHz; -11.4 dBm

- Notes:
1. All Harmonics are in (dBc) relative to IF OUTPUT
 2. + entry denotes harmonics are in (dBc) above IF OUTPUT
 3. RF Cal represents the Harmonics level of the RF Input Signal to the mixer