

## Typical Performance Data

**NOTE: Use PDF Bookmarks to view DATA at required conditions  
or to view GRAPHS.**

**Definitions:**

Input Return Loss = -S11 (dB)

Gain(Power Gain) = S21 (dB)

Reverse Isolation = -S12 (dB)

Output Return Loss = -S22 (dB)

TEST CONDITIONS: INPUT POWER = -25dBm, Icc = 50mA, Vd = 4.40V @Temperature = +25degC

FREQ	Gain	Isolation	Input Return Loss	Output Return Loss	Stability		IP-3 Output	1dB Comp. Output	Noise Figure
					K	Delta			
(MHz)	(dB)	(dB)	(dB)	(dB)	K	Delta	(dBm)	(dBm)	(dB)
50	22.67	26.03	33.68	18.97	1.07	0.68	30.15	15.98	2.79
100	22.63	25.65	31.79	18.92	1.05	0.71	30.31	16.16	3.17
150	22.61	25.91	32.60	18.80	1.07	0.69	30.57	16.11	2.92
200	22.54	25.88	31.39	18.75	1.07	0.68	30.43	16.03	2.78
250	22.51	25.83	32.17	18.62	1.07	0.69	29.80	15.99	2.91
300	22.44	25.82	31.78	18.53	1.07	0.68	30.49	15.95	3.15
350	22.38	25.83	31.10	18.37	1.07	0.68	30.58	16.20	2.92
400	22.33	25.78	31.56	18.36	1.07	0.67	29.90	16.05	2.89
450	22.25	25.78	31.36	18.11	1.07	0.67	30.15	15.93	2.92
500	22.18	25.73	31.57	18.08	1.08	0.67	29.89	16.01	3.05
550	22.08	25.74	31.14	18.04	1.08	0.66	30.14	15.79	3.06
600	22.02	25.72	31.15	17.87	1.08	0.66	29.93	15.88	2.89
650	21.95	25.70	31.77	17.85	1.08	0.65	30.10	15.96	2.90
700	21.84	25.67	31.67	17.70	1.09	0.65	30.37	15.86	3.02
750	21.76	25.69	31.98	17.62	1.09	0.64	30.08	15.84	3.02
800	21.69	25.63	32.46	17.68	1.09	0.64	30.70	15.93	2.92
850	21.58	25.67	32.36	17.68	1.10	0.63	30.14	15.82	2.88
900	21.51	25.66	33.19	17.57	1.10	0.62	30.88	15.95	3.01
950	21.41	25.60	33.04	17.59	1.11	0.62	30.29	15.88	3.13
1000	21.30	25.55	32.99	17.49	1.11	0.61	30.76	15.91	2.92
1050	21.22	25.55	33.17	17.53	1.11	0.61	30.51	15.90	2.83
1100	21.12	25.54	32.86	17.46	1.12	0.60	30.58	15.55	2.98
1150	21.03	25.55	33.01	17.38	1.12	0.59	30.67	15.68	3.03
1200	20.92	25.50	32.57	17.43	1.13	0.59	30.59	15.24	2.97
1250	20.82	25.48	32.27	17.37	1.13	0.58	30.83	15.48	2.86
1300	20.74	25.46	31.82	17.44	1.13	0.58	30.51	15.30	3.01
1350	20.62	25.44	31.26	17.38	1.14	0.57	30.74	15.35	3.07
1400	20.54	25.41	30.47	17.36	1.14	0.57	30.09	15.23	3.05
1450	20.42	25.39	29.96	17.38	1.15	0.56	30.51	15.48	3.06
1500	20.32	25.41	29.61	17.33	1.16	0.55	30.10	15.26	3.10
1550	20.22	25.36	28.96	17.38	1.16	0.55	30.45	15.43	3.10
1600	20.13	25.34	28.25	17.45	1.16	0.55	30.31	15.36	3.11
1650	20.02	25.35	27.71	17.42	1.17	0.54	30.86	15.51	3.05
1700	19.93	25.26	26.96	17.43	1.17	0.54	31.15	15.35	3.06
1750	19.81	25.28	26.58	17.49	1.18	0.53	31.10	15.41	3.11
1800	19.73	25.26	26.11	17.49	1.19	0.52	31.06	15.27	3.06
1850	19.64	25.24	25.39	17.54	1.19	0.52	30.99	15.43	2.98
1900	19.53	25.20	25.06	17.49	1.20	0.51	30.73	15.32	3.04
1950	19.44	25.21	24.36	17.56	1.20	0.51	30.97	15.53	3.03
2000	19.33	25.18	24.08	17.55	1.21	0.50	30.55	15.33	2.94

## Typical Performance Data

### Definitions:

Input Return Loss = -S11 (dB)

Gain(Power Gain) = S21 (dB)

Reverse Isolation = -S12 (dB)

Output Return Loss = -S22 (dB)

TEST CONDITIONS: INPUT POWER = -25dBm, Icc = 40mA, Vd = 4.36V @Temperature = +25degC

FREQ	Gain	Isolation	Input Return Loss	Output Return Loss	Stability		IP-3 Output	1dB Comp. Output	Noise Figure
					K	Delta			
(MHz)	(dB)	(dB)	(dB)	(dB)	K	Delta	(dBm)	(dBm)	(dB)
50	22.26	25.77	38.60	22.90	1.08	0.67	26.66	13.24	2.73
100	22.27	25.36	40.05	22.66	1.06	0.70	26.78	13.42	3.05
150	22.25	25.45	37.96	22.48	1.06	0.69	27.01	13.31	2.83
200	22.16	25.40	39.86	22.57	1.07	0.69	26.87	13.16	2.80
250	22.13	25.48	37.70	22.16	1.07	0.68	26.38	13.19	2.83
300	22.07	25.41	36.77	21.99	1.07	0.68	26.91	13.23	3.05
350	22.05	25.42	35.29	21.58	1.07	0.68	26.98	13.39	2.86
400	21.95	25.40	35.44	21.58	1.07	0.67	26.36	13.37	2.86
450	21.89	25.35	35.45	21.08	1.07	0.67	26.60	13.14	2.86
500	21.84	25.37	33.84	20.80	1.08	0.66	26.41	13.36	2.93
550	21.74	25.34	34.06	20.78	1.08	0.66	26.62	13.02	2.99
600	21.68	25.37	33.06	20.46	1.08	0.65	26.44	13.17	2.86
650	21.58	25.35	33.35	20.42	1.09	0.65	26.57	13.30	2.82
700	21.52	25.27	32.48	20.03	1.08	0.65	26.88	13.20	2.92
750	21.44	25.28	32.26	19.86	1.09	0.64	26.56	13.07	2.95
800	21.36	25.29	31.25	19.86	1.09	0.63	27.24	13.28	2.90
850	21.26	25.23	31.27	19.86	1.10	0.63	26.57	13.20	2.83
900	21.18	25.26	30.58	19.66	1.10	0.62	27.33	13.44	2.92
950	21.07	25.23	30.62	19.60	1.10	0.62	26.74	13.28	3.04
1000	21.01	25.21	29.78	19.33	1.11	0.61	27.21	13.32	2.87
1050	20.92	25.22	29.11	19.32	1.11	0.61	26.96	13.25	2.79
1100	20.81	25.17	28.97	19.25	1.11	0.60	27.05	12.91	2.92
1150	20.73	25.19	28.45	19.08	1.12	0.59	27.21	13.22	2.97
1200	20.61	25.12	28.14	19.10	1.12	0.59	27.06	12.57	2.94
1250	20.55	25.11	27.21	18.89	1.12	0.59	27.39	12.86	2.82
1300	20.45	25.14	26.85	18.95	1.13	0.58	27.03	12.70	2.94
1350	20.33	25.07	26.58	18.88	1.13	0.57	27.36	12.87	2.99
1400	20.25	25.09	25.95	18.77	1.14	0.57	26.76	12.67	3.00
1450	20.14	25.05	25.71	18.73	1.14	0.56	27.21	12.93	3.02
1500	20.06	25.06	25.01	18.63	1.15	0.56	26.76	12.64	3.02
1550	19.97	25.05	24.61	18.62	1.15	0.55	27.14	12.98	3.04
1600	19.86	25.05	24.19	18.69	1.16	0.54	26.97	12.66	3.04
1650	19.75	24.99	23.89	18.62	1.16	0.54	27.47	12.93	3.00
1700	19.67	24.99	23.35	18.56	1.17	0.53	27.59	12.67	2.99
1750	19.56	24.92	23.06	18.56	1.17	0.53	27.72	12.93	3.01
1800	19.48	24.96	22.50	18.52	1.18	0.52	27.80	12.77	2.99
1850	19.36	24.93	22.39	18.57	1.19	0.52	27.70	12.82	2.94
1900	19.28	24.90	22.01	18.46	1.19	0.51	27.52	12.80	2.98
1950	19.19	24.89	21.41	18.47	1.19	0.51	27.74	12.87	2.95
2000	19.08	24.84	21.31	18.48	1.20	0.51	27.43	12.78	2.88

## Typical Performance Data

### Definitions:

Input Return Loss = -S11 (dB)

Gain(Power Gain) = S21 (dB)

Reverse Isolation = -S12 (dB)

Output Return Loss = -S22 (dB)

TEST CONDITIONS: INPUT POWER = -25dBm, Icc = 60mA, Vd = 4.43V @Temperature = +25degC

FREQ	Gain	Isolation	Input Return Loss	Output Return Loss	Stability		IP-3 Output	1dB Comp. Output	Noise Figure
					K	Delta			
(MHz)	(dB)	(dB)	(dB)	(dB)	K	Delta	(dBm)	(dBm)	(dB)
50	22.90	26.34	27.49	17.06	1.07	0.68	32.76	17.65	2.85
100	22.86	26.07	26.39	17.15	1.06	0.70	32.97	17.72	3.23
150	22.84	26.14	26.64	17.02	1.06	0.69	33.18	17.65	2.97
200	22.76	26.04	26.53	17.00	1.06	0.69	33.03	17.62	2.83
250	22.72	26.12	26.55	17.04	1.07	0.68	32.32	17.63	2.92
300	22.66	26.07	26.71	16.80	1.07	0.68	33.11	17.56	3.21
350	22.60	26.11	26.46	16.77	1.07	0.67	33.15	17.77	2.98
400	22.54	26.02	26.79	16.76	1.07	0.68	32.41	17.63	2.91
450	22.46	26.03	26.71	16.67	1.07	0.67	32.64	17.55	2.97
500	22.39	25.96	26.70	16.60	1.07	0.67	32.40	17.58	3.11
550	22.30	25.98	26.89	16.49	1.08	0.66	32.64	17.47	3.13
600	22.22	26.00	26.83	16.51	1.08	0.65	32.37	17.43	2.94
650	22.15	25.95	27.23	16.50	1.08	0.65	32.58	17.46	2.93
700	22.05	25.95	27.30	16.42	1.09	0.64	32.81	17.46	3.10
750	21.97	25.94	27.55	16.37	1.09	0.64	32.59	17.45	3.08
800	21.88	25.91	28.02	16.40	1.10	0.63	33.17	17.43	2.97
850	21.78	25.88	28.46	16.39	1.10	0.63	32.68	17.41	2.91
900	21.70	25.86	28.80	16.46	1.10	0.62	33.31	17.36	3.05
950	21.60	25.85	29.09	16.41	1.11	0.62	32.73	17.38	3.22
1000	21.50	25.84	29.30	16.37	1.11	0.61	33.19	17.42	2.96
1050	21.41	25.80	29.88	16.39	1.11	0.61	32.88	17.36	2.89
1100	21.30	25.76	30.26	16.35	1.12	0.60	33.00	17.27	3.05
1150	21.22	25.79	30.49	16.40	1.12	0.59	32.99	17.27	3.12
1200	21.11	25.73	31.05	16.38	1.13	0.59	33.01	17.10	3.01
1250	21.01	25.74	31.14	16.38	1.13	0.58	33.22	17.11	2.89
1300	20.91	25.69	31.45	16.43	1.14	0.58	32.75	17.15	3.06
1350	20.80	25.68	31.59	16.42	1.14	0.57	32.93	17.13	3.14
1400	20.71	25.63	31.49	16.51	1.15	0.57	32.36	17.05	3.10
1450	20.60	25.63	31.37	16.44	1.15	0.56	32.73	17.09	3.12
1500	20.49	25.64	31.21	16.45	1.16	0.55	32.21	17.01	3.17
1550	20.40	25.61	30.94	16.53	1.16	0.55	32.66	17.16	3.17
1600	20.29	25.57	30.54	16.59	1.17	0.54	32.54	17.03	3.15
1650	20.19	25.54	30.07	16.61	1.17	0.54	33.08	17.08	3.09
1700	20.10	25.52	29.58	16.68	1.18	0.53	33.46	17.09	3.11
1750	19.98	25.50	28.91	16.65	1.18	0.53	33.25	17.02	3.17
1800	19.88	25.44	28.59	16.73	1.19	0.53	33.23	16.98	3.11
1850	19.79	25.41	27.79	16.81	1.19	0.52	32.93	17.08	3.04
1900	19.69	25.42	27.51	16.79	1.20	0.51	32.69	17.03	3.09
1950	19.59	25.38	26.64	16.85	1.20	0.51	32.74	17.16	3.11
2000	19.49	25.36	26.09	16.85	1.21	0.50	32.60	17.03	2.99

## Typical Performance Data

### Definitions:

Input Return Loss = -S11 (dB)

Gain(Power Gain) = S21 (dB)

Reverse Isolation = -S12 (dB)

Output Return Loss = -S22 (dB)

TEST CONDITIONS: INPUT POWER = -25dBm, Icc = 50mA, Vd = 4.63V @Temperature = -45degC

FREQ	Gain	Isolation	Input Return Loss	Output Return Loss	Stability		IP-3 Output	1dB Comp. Output	Noise Figure
					K	Delta			
(MHz)	(dB)	(dB)	(dB)	(dB)	K	Delta	(dBm)	(dBm)	(dB)
50	22.82	26.04	33.37	18.45	1.06	0.69	30.65	16.05	2.41
100	22.79	25.91	34.55	19.19	1.06	0.70	30.75	16.08	2.77
150	22.78	25.95	37.51	19.30	1.06	0.70	30.93	15.93	2.50
200	22.71	25.88	35.75	19.12	1.06	0.70	30.77	15.87	2.37
250	22.68	25.95	33.07	18.79	1.06	0.69	30.32	15.90	2.45
300	22.61	25.91	31.09	18.07	1.06	0.69	30.94	15.94	2.69
350	22.55	25.86	29.03	17.76	1.06	0.69	31.10	16.20	2.49
400	22.50	25.87	28.82	17.41	1.07	0.68	30.50	16.05	2.44
450	22.42	25.88	29.47	17.46	1.07	0.68	30.79	15.95	2.45
500	22.36	25.84	29.76	17.51	1.07	0.67	30.56	16.07	2.60
550	22.27	25.80	29.85	17.42	1.07	0.67	30.81	15.78	2.60
600	22.20	25.81	29.23	17.36	1.08	0.66	30.57	15.97	2.42
650	22.13	25.75	29.40	17.15	1.08	0.66	30.79	15.92	2.42
700	22.04	25.77	29.69	17.21	1.08	0.65	31.07	15.95	2.54
750	21.96	25.76	30.21	17.16	1.08	0.65	30.77	15.81	2.55
800	21.88	25.69	30.62	17.16	1.09	0.65	31.41	15.90	2.46
850	21.78	25.72	31.14	17.15	1.09	0.64	30.80	15.88	2.43
900	21.71	25.71	31.19	17.25	1.09	0.63	31.59	16.05	2.53
950	21.62	25.66	31.12	17.15	1.10	0.63	30.99	15.87	2.57
1000	21.51	25.66	31.17	17.20	1.10	0.62	31.51	15.95	2.45
1050	21.43	25.60	31.46	17.07	1.10	0.62	31.21	15.94	2.38
1100	21.33	25.58	31.91	16.91	1.11	0.61	31.33	15.55	2.49
1150	21.24	25.61	32.32	16.87	1.11	0.61	31.41	15.73	2.55
1200	21.14	25.56	32.85	16.77	1.12	0.60	31.34	15.28	2.48
1250	21.04	25.55	32.82	16.79	1.12	0.60	31.69	15.47	2.37
1300	20.95	25.51	32.38	16.70	1.12	0.59	31.25	15.31	2.53
1350	20.84	25.47	32.19	16.62	1.13	0.59	31.60	15.41	2.58
1400	20.77	25.48	32.19	16.66	1.13	0.58	30.99	15.32	2.54
1450	20.66	25.45	31.95	16.60	1.14	0.58	31.39	15.48	2.57
1500	20.55	25.45	31.69	16.71	1.14	0.57	30.93	15.31	2.59
1550	20.46	25.45	31.07	16.82	1.15	0.56	31.33	15.50	2.60
1600	20.36	25.40	30.53	16.84	1.15	0.56	31.19	15.34	2.59
1650	20.26	25.36	29.76	16.90	1.16	0.55	31.74	15.51	2.53
1700	20.18	25.35	29.28	17.01	1.16	0.55	31.87	15.32	2.54
1750	20.07	25.31	28.54	17.04	1.17	0.54	32.04	15.46	2.59
1800	19.97	25.29	28.51	17.14	1.17	0.54	31.90	15.29	2.53
1850	19.89	25.24	27.80	17.18	1.17	0.54	31.91	15.47	2.47
1900	19.79	25.26	26.95	17.28	1.18	0.53	31.64	15.40	2.51
1950	19.70	25.17	26.21	17.31	1.18	0.53	32.06	15.61	2.52
2000	19.60	25.15	25.57	17.22	1.19	0.52	31.54	15.39	2.43

## Typical Performance Data

### Definitions:

Input Return Loss = -S11 (dB)

Gain(Power Gain) = S21 (dB)

Reverse Isolation = -S12 (dB)

Output Return Loss = -S22 (dB)

TEST CONDITIONS: INPUT POWER = -25dBm, Icc = 40mA, Vd = 4.59V @Temperature = -45degC

FREQ	Gain	Isolation	Input Return Loss	Output Return Loss	Stability		IP-3 Output	1dB Comp. Output	Noise Figure
					K	Delta			
(MHz)	(dB)	(dB)	(dB)	(dB)	K	Delta	(dBm)	(dBm)	(dB)
50	22.48	25.47	40.91	21.62	1.05	0.71	27.02	13.27	2.38
100	22.49	25.57	38.40	22.70	1.06	0.70	27.12	13.37	2.64
150	22.45	25.53	35.76	22.56	1.06	0.70	27.24	13.14	2.45
200	22.38	25.56	35.80	22.60	1.06	0.69	27.11	13.09	2.38
250	22.36	25.54	40.10	21.63	1.06	0.69	26.75	13.20	2.41
300	22.30	25.52	38.84	20.98	1.06	0.69	27.26	13.23	2.62
350	22.26	25.47	36.56	20.35	1.06	0.69	27.43	13.49	2.45
400	22.16	25.52	35.55	19.83	1.07	0.68	26.87	13.38	2.43
450	22.13	25.49	36.11	19.89	1.07	0.68	27.16	13.23	2.45
500	22.06	25.48	35.49	19.72	1.07	0.67	26.95	13.35	2.52
550	21.97	25.50	35.25	19.82	1.08	0.67	27.20	13.17	2.55
600	21.91	25.46	34.17	19.47	1.08	0.66	27.00	13.22	2.42
650	21.82	25.50	33.48	19.22	1.08	0.65	27.16	13.20	2.41
700	21.77	25.40	33.01	19.24	1.08	0.66	27.47	13.23	2.47
750	21.69	25.40	33.29	19.10	1.08	0.65	27.14	13.13	2.50
800	21.60	25.40	33.44	18.99	1.09	0.64	27.79	13.24	2.45
850	21.50	25.36	32.91	19.12	1.09	0.64	27.12	13.06	2.39
900	21.43	25.35	32.36	18.93	1.09	0.63	27.91	13.35	2.45
950	21.33	25.36	31.57	18.94	1.10	0.63	27.30	13.14	2.52
1000	21.26	25.33	30.87	18.91	1.10	0.62	27.83	13.21	2.41
1050	21.17	25.29	30.80	18.67	1.10	0.62	27.56	13.22	2.35
1100	21.06	25.30	30.34	18.56	1.11	0.61	27.67	12.90	2.43
1150	20.98	25.25	30.97	18.26	1.11	0.61	27.81	13.18	2.48
1200	20.87	25.28	30.95	18.23	1.12	0.60	27.64	12.66	2.46
1250	20.81	25.21	30.55	18.15	1.11	0.60	27.97	12.93	2.34
1300	20.70	25.23	30.38	18.00	1.12	0.59	27.65	12.74	2.47
1350	20.59	25.20	29.35	17.95	1.13	0.59	28.01	12.81	2.52
1400	20.52	25.19	29.14	17.81	1.13	0.58	27.42	12.68	2.51
1450	20.41	25.17	28.84	17.81	1.13	0.57	27.86	12.86	2.53
1500	20.33	25.13	28.18	17.86	1.14	0.57	27.40	12.71	2.55
1550	20.24	25.14	27.47	17.94	1.14	0.56	27.85	12.98	2.54
1600	20.12	25.09	26.92	17.93	1.15	0.56	27.63	12.61	2.55
1650	20.02	25.10	25.90	18.02	1.15	0.55	28.11	12.92	2.52
1700	19.94	25.07	25.71	17.99	1.16	0.55	28.18	12.75	2.51
1750	19.84	25.04	25.21	18.11	1.16	0.54	28.32	12.90	2.54
1800	19.75	25.01	24.73	18.14	1.16	0.54	28.20	12.77	2.49
1850	19.65	25.02	24.41	18.16	1.17	0.53	28.37	12.82	2.42
1900	19.58	24.97	23.82	18.27	1.17	0.53	28.07	12.73	2.48
1950	19.49	24.93	23.45	18.23	1.18	0.53	28.55	12.86	2.45
2000	19.38	24.95	22.81	18.22	1.19	0.52	27.99	12.77	2.38

## Typical Performance Data

### Definitions:

Input Return Loss = -S11 (dB)

Gain(Power Gain) = S21 (dB)

Reverse Isolation = -S12 (dB)

Output Return Loss = -S22 (dB)

TEST CONDITIONS: INPUT POWER = -25dBm, Icc = 60mA, Vd = 4.66V @Temperature = -45degC

FREQ	Gain	Isolation	Input Return Loss	Output Return Loss	Stability		IP-3 Output	1dB Comp. Output	Noise Figure
					K	Delta			
(MHz)	(dB)	(dB)	(dB)	(dB)	K	Delta	(dBm)	(dBm)	(dB)
50	23.02	26.37	28.31	17.03	1.07	0.69	33.45	17.84	2.46
100	22.99	26.06	28.21	17.49	1.05	0.71	33.51	17.91	2.82
150	22.98	26.14	29.89	17.66	1.06	0.70	33.72	17.86	2.55
200	22.90	26.14	29.07	17.66	1.06	0.69	33.57	17.80	2.40
250	22.87	26.11	27.91	17.20	1.06	0.69	32.94	17.82	2.48
300	22.81	26.12	26.63	16.70	1.06	0.69	33.76	17.80	2.74
350	22.74	26.11	25.58	16.34	1.07	0.69	33.87	18.02	2.53
400	22.68	26.10	25.67	16.25	1.07	0.68	33.25	17.89	2.46
450	22.61	26.05	25.79	16.18	1.07	0.68	33.53	17.84	2.50
500	22.54	26.10	26.07	16.20	1.07	0.67	33.25	17.84	2.64
550	22.45	26.05	26.25	16.25	1.07	0.67	33.51	17.66	2.65
600	22.38	26.05	26.05	16.13	1.08	0.66	33.31	17.72	2.46
650	22.31	26.04	26.15	16.12	1.08	0.66	33.47	17.68	2.46
700	22.22	25.99	26.19	15.99	1.08	0.65	33.78	17.75	2.60
750	22.14	25.98	26.59	15.97	1.08	0.65	33.59	17.65	2.59
800	22.06	25.96	27.18	16.04	1.09	0.64	34.13	17.70	2.47
850	21.95	25.92	27.61	16.15	1.09	0.64	33.59	17.67	2.43
900	21.87	25.90	27.88	16.16	1.09	0.63	34.37	17.63	2.57
950	21.78	25.87	27.97	16.19	1.10	0.63	33.72	17.66	2.63
1000	21.68	25.82	28.02	16.09	1.10	0.63	34.25	17.69	2.45
1050	21.60	25.80	28.63	16.08	1.10	0.62	33.90	17.69	2.41
1100	21.49	25.82	29.11	16.02	1.11	0.61	34.10	17.45	2.54
1150	21.40	25.78	29.27	15.93	1.11	0.61	34.13	17.54	2.60
1200	21.30	25.79	29.81	15.94	1.12	0.60	33.97	17.26	2.53
1250	21.20	25.73	29.76	15.85	1.12	0.60	34.27	17.41	2.40
1300	21.11	25.74	29.97	15.88	1.13	0.59	33.98	17.38	2.57
1350	21.00	25.70	30.14	15.86	1.13	0.59	34.20	17.42	2.62
1400	20.91	25.68	30.30	15.85	1.13	0.58	33.53	17.29	2.59
1450	20.81	25.63	30.64	15.88	1.14	0.58	33.95	17.38	2.60
1500	20.70	25.62	30.74	15.90	1.14	0.57	33.47	17.26	2.64
1550	20.61	25.64	30.89	16.00	1.15	0.56	33.89	17.41	2.66
1600	20.51	25.57	30.97	16.13	1.15	0.56	33.80	17.26	2.63
1650	20.41	25.55	31.02	16.22	1.16	0.55	34.33	17.36	2.56
1700	20.32	25.53	30.84	16.28	1.16	0.55	34.64	17.31	2.58
1750	20.22	25.48	30.59	16.35	1.17	0.55	34.64	17.27	2.64
1800	20.11	25.47	30.55	16.42	1.17	0.54	34.59	17.20	2.57
1850	20.03	25.46	29.76	16.58	1.18	0.53	34.37	17.34	2.50
1900	19.93	25.40	29.24	16.57	1.18	0.53	34.24	17.26	2.55
1950	19.84	25.38	28.16	16.61	1.19	0.53	34.35	17.45	2.57
2000	19.74	25.33	27.38	16.59	1.19	0.52	34.10	17.28	2.48

## Typical Performance Data

### Definitions:

Input Return Loss = -S11 (dB)

Gain(Power Gain) = S21 (dB)

Reverse Isolation = -S12 (dB)

Output Return Loss = -S22 (dB)

TEST CONDITIONS: INPUT POWER = -25dBm, Icc = 50mA, Vd = 4.21V @Temperature = +85degC

FREQ	Gain	Isolation	Input Return Loss	Output Return Loss	Stability		IP-3 Output	1dB Comp. Output	Noise Figure
					K	Delta			
(MHz)	(dB)	(dB)	(dB)	(dB)	K	Delta	(dBm)	(dBm)	(dB)
50	22.47	25.69	36.32	19.88	1.06	0.69	29.87	15.98	3.19
100	22.45	25.61	32.41	19.42	1.06	0.70	30.00	16.07	3.49
150	22.41	25.79	30.65	18.82	1.07	0.68	30.36	15.96	3.30
200	22.36	25.65	30.09	18.44	1.07	0.69	30.19	15.91	3.17
250	22.28	25.68	30.57	18.70	1.07	0.68	29.50	15.93	3.29
300	22.24	25.66	30.88	18.74	1.07	0.68	30.22	15.95	3.48
350	22.20	25.66	32.27	18.85	1.07	0.67	30.19	16.09	3.34
400	22.11	25.59	33.24	19.15	1.07	0.67	29.45	15.92	3.31
450	22.06	25.59	34.40	19.12	1.08	0.67	29.68	15.83	3.33
500	21.96	25.61	33.68	19.18	1.08	0.66	29.42	15.91	3.46
550	21.90	25.59	33.65	18.93	1.08	0.66	29.65	15.67	3.50
600	21.82	25.58	33.81	18.74	1.09	0.65	29.40	15.68	3.30
650	21.73	25.55	33.81	18.80	1.09	0.64	29.57	15.73	3.32
700	21.65	25.53	34.15	18.68	1.09	0.64	29.81	15.74	3.45
750	21.56	25.52	34.51	18.66	1.09	0.63	29.52	15.72	3.45
800	21.47	25.54	34.63	18.75	1.10	0.63	30.14	15.74	3.36
850	21.39	25.45	34.57	18.69	1.10	0.63	29.56	15.73	3.32
900	21.29	25.48	34.42	18.76	1.11	0.62	30.18	15.84	3.44
950	21.18	25.44	34.06	18.80	1.11	0.61	29.66	15.72	3.52
1000	21.10	25.42	33.50	18.68	1.11	0.61	30.02	15.73	3.36
1050	21.00	25.39	33.11	18.64	1.12	0.60	29.78	15.75	3.28
1100	20.91	25.38	32.24	18.47	1.12	0.60	29.87	15.47	3.42
1150	20.80	25.37	31.77	18.53	1.13	0.59	29.99	15.61	3.51
1200	20.69	25.34	31.14	18.55	1.13	0.58	29.87	15.10	3.43
1250	20.61	25.31	30.41	18.44	1.13	0.58	30.11	15.35	3.31
1300	20.51	25.33	30.07	18.47	1.14	0.57	29.79	15.12	3.48
1350	20.41	25.29	28.93	18.31	1.14	0.57	29.99	15.28	3.53
1400	20.30	25.28	28.39	18.38	1.15	0.56	29.44	15.21	3.51
1450	20.19	25.23	27.95	18.31	1.15	0.56	29.78	15.31	3.54
1500	20.10	25.24	27.29	18.20	1.16	0.55	29.36	15.19	3.59
1550	20.00	25.26	26.68	18.21	1.17	0.54	29.73	15.39	3.57
1600	19.89	25.20	26.28	18.22	1.17	0.54	29.66	15.18	3.56
1650	19.80	25.15	25.42	18.14	1.17	0.53	30.14	15.41	3.51
1700	19.67	25.15	25.08	18.21	1.18	0.53	30.41	15.22	3.52
1750	19.58	25.09	24.64	18.13	1.18	0.52	30.36	15.30	3.56
1800	19.49	25.13	24.11	18.06	1.19	0.52	30.33	15.18	3.53
1850	19.38	25.11	23.73	18.12	1.20	0.51	30.15	15.34	3.46
1900	19.28	25.07	23.18	18.04	1.20	0.51	29.88	15.31	3.51
1950	19.17	25.04	22.83	18.06	1.21	0.50	30.02	15.40	3.51
2000	19.09	25.03	22.42	17.95	1.21	0.50	29.69	15.28	3.41

## Typical Performance Data

### Definitions:

Input Return Loss = -S11 (dB)

Gain(Power Gain) = S21 (dB)

Reverse Isolation = -S12 (dB)

Output Return Loss = -S22 (dB)

TEST CONDITIONS: INPUT POWER = -25dBm, Icc = 40mA, Vd = 4.17V @Temperature = +85degC

FREQ	Gain	Isolation	Input Return Loss	Output Return Loss	Stability		IP-3 Output	1dB Comp. Output	Noise Figure
					K	Delta			
(MHz)	(dB)	(dB)	(dB)	(dB)	K	Delta	(dBm)	(dBm)	(dB)
50	22.03	25.25	33.40	25.00	1.07	0.69	26.66	13.42	3.14
100	22.05	25.12	35.84	23.83	1.06	0.70	26.83	13.47	3.41
150	22.02	25.21	39.08	23.15	1.06	0.69	27.14	13.44	3.27
200	21.93	25.27	40.61	22.79	1.07	0.68	26.94	13.36	3.16
250	21.90	25.21	36.92	22.40	1.07	0.68	26.37	13.48	3.24
300	21.83	25.27	34.47	22.59	1.07	0.67	26.95	13.43	3.41
350	21.81	25.20	32.38	22.61	1.07	0.68	26.97	13.66	3.27
400	21.70	25.20	31.96	23.03	1.08	0.67	26.29	13.37	3.30
450	21.65	25.19	30.78	22.60	1.08	0.66	26.50	13.37	3.31
500	21.60	25.20	29.81	22.41	1.08	0.66	26.28	13.42	3.38
550	21.50	25.14	30.32	22.32	1.08	0.66	26.46	13.05	3.44
600	21.45	25.14	29.76	21.84	1.08	0.65	26.28	13.27	3.27
650	21.33	25.15	29.92	21.78	1.09	0.64	26.40	13.32	3.30
700	21.28	25.10	28.62	21.30	1.09	0.64	26.69	13.28	3.38
750	21.20	25.07	28.24	21.18	1.09	0.64	26.36	13.19	3.40
800	21.12	25.13	27.73	21.25	1.10	0.63	27.01	13.28	3.33
850	21.01	25.04	27.73	21.29	1.10	0.63	26.37	13.27	3.30
900	20.94	25.08	27.01	21.07	1.10	0.62	27.10	13.45	3.38
950	20.82	25.04	27.00	20.99	1.11	0.61	26.52	13.30	3.45
1000	20.76	25.04	26.16	20.70	1.11	0.61	26.95	13.26	3.33
1050	20.67	25.02	26.07	20.64	1.11	0.60	26.72	13.25	3.25
1100	20.56	24.97	25.93	20.51	1.12	0.60	26.79	12.94	3.35
1150	20.48	25.01	25.48	20.31	1.12	0.59	26.96	13.20	3.44
1200	20.36	24.99	25.16	20.30	1.13	0.58	26.78	12.52	3.40
1250	20.30	24.94	24.45	20.06	1.13	0.58	27.12	12.94	3.27
1300	20.20	24.94	24.50	20.09	1.14	0.57	26.74	12.72	3.40
1350	20.08	24.91	24.20	19.96	1.14	0.57	27.07	12.84	3.47
1400	20.00	24.93	23.64	19.83	1.15	0.56	26.47	12.68	3.46
1450	19.88	24.90	23.47	19.73	1.15	0.55	26.88	12.98	3.52
1500	19.81	24.85	22.89	19.56	1.15	0.55	26.47	12.72	3.52
1550	19.71	24.86	22.51	19.52	1.16	0.54	26.87	12.95	3.51
1600	19.60	24.85	22.43	19.53	1.17	0.54	26.75	12.71	3.53
1650	19.49	24.83	22.09	19.40	1.17	0.53	27.29	12.90	3.49
1700	19.40	24.81	21.61	19.32	1.17	0.53	27.41	12.80	3.48
1750	19.29	24.79	21.38	19.27	1.18	0.52	27.51	12.96	3.49
1800	19.21	24.77	21.01	19.18	1.18	0.52	27.37	12.77	3.47
1850	19.08	24.77	20.90	19.17	1.19	0.51	27.46	12.89	3.45
1900	19.00	24.74	20.37	19.01	1.19	0.51	27.14	12.84	3.48
1950	18.92	24.72	20.02	18.95	1.20	0.50	27.53	12.89	3.43
2000	18.81	24.69	19.94	18.92	1.20	0.50	26.94	12.89	3.35

## Typical Performance Data

### Definitions:

Input Return Loss = -S11 (dB)

Gain(Power Gain) = S21 (dB)

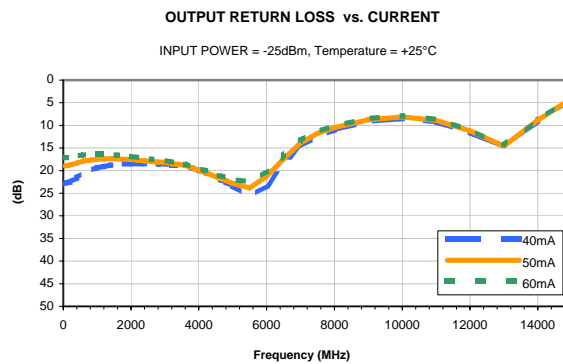
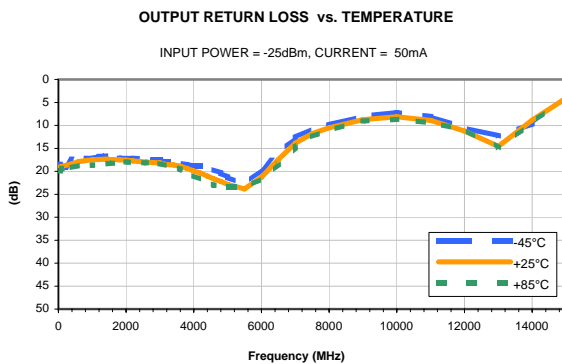
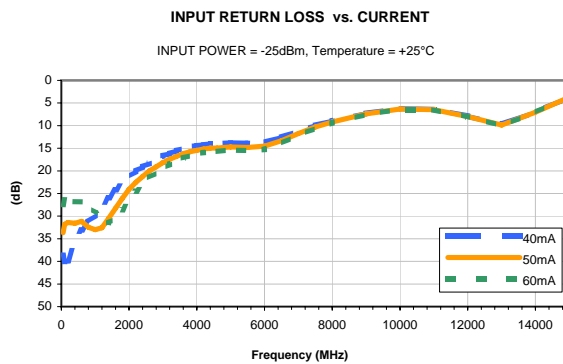
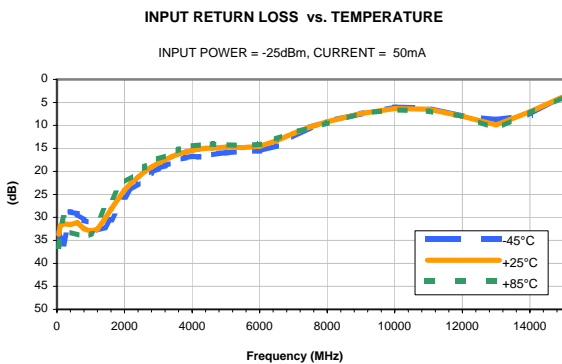
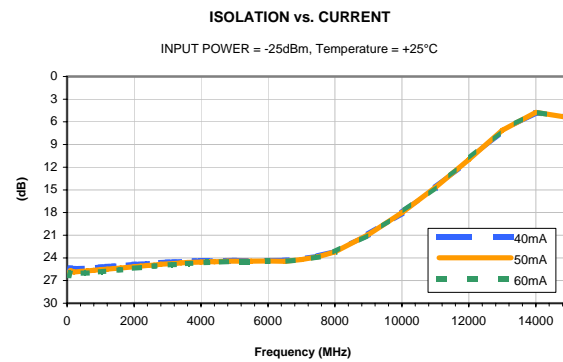
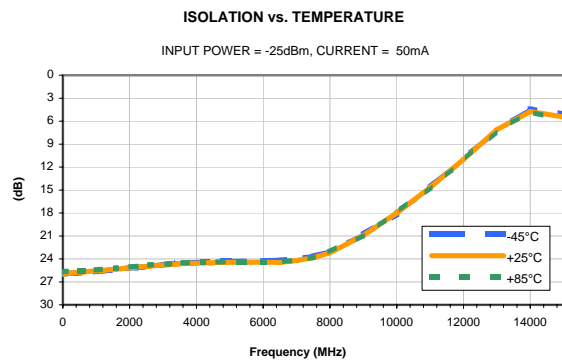
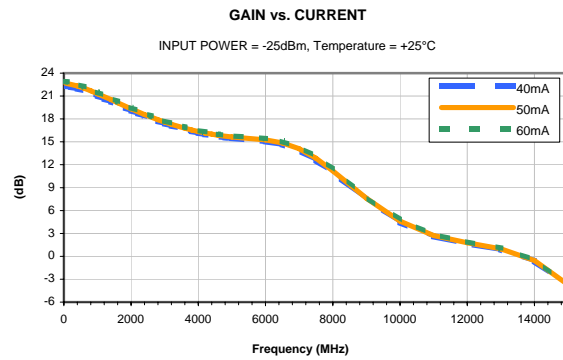
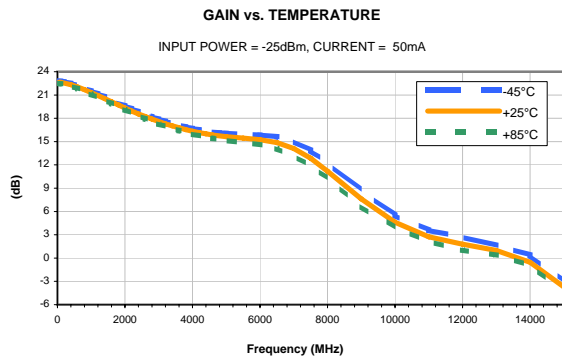
Reverse Isolation = -S12 (dB)

Output Return Loss = -S22 (dB)

TEST CONDITIONS: INPUT POWER = -25dBm, Icc = 60mA, Vd = 4.24V @Temperature = +85degC

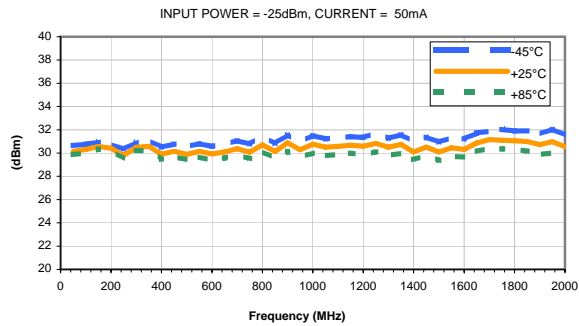
FREQ	Gain	Isolation	Input Return Loss	Output Return Loss	Stability		IP-3 Output	1dB Comp. Output	Noise Figure
					K	Delta			
(MHz)	(dB)	(dB)	(dB)	(dB)	K	Delta	(dBm)	(dBm)	(dB)
50	22.75	25.94	27.88	17.53	1.06	0.70	32.35	17.43	3.26
100	22.70	26.12	26.35	17.38	1.07	0.68	32.57	17.44	3.56
150	22.66	26.01	25.44	16.80	1.07	0.69	33.00	17.41	3.38
200	22.59	25.98	25.14	16.80	1.07	0.68	32.75	17.42	3.21
250	22.53	25.97	25.41	16.76	1.07	0.68	31.91	17.38	3.34
300	22.49	26.00	25.96	16.83	1.07	0.67	32.80	17.32	3.55
350	22.42	25.95	26.80	17.14	1.07	0.67	32.73	17.50	3.40
400	22.36	25.95	27.60	17.25	1.08	0.67	32.02	17.40	3.33
450	22.30	25.89	28.30	17.38	1.08	0.67	32.14	17.22	3.36
500	22.20	25.92	28.24	17.25	1.08	0.66	31.85	17.32	3.53
550	22.13	25.86	28.46	17.24	1.08	0.65	32.07	17.17	3.54
600	22.03	25.84	28.75	17.22	1.09	0.65	31.80	17.16	3.34
650	21.96	25.84	28.86	17.13	1.09	0.64	31.99	17.15	3.36
700	21.87	25.83	29.50	17.20	1.09	0.64	32.09	17.15	3.53
750	21.79	25.77	30.15	17.22	1.09	0.64	31.94	17.14	3.53
800	21.69	25.79	30.74	17.20	1.10	0.63	32.44	17.14	3.40
850	21.60	25.76	31.76	17.38	1.10	0.62	31.90	17.12	3.35
900	21.50	25.74	32.65	17.40	1.11	0.62	32.48	17.00	3.52
950	21.41	25.73	32.76	17.35	1.11	0.61	31.91	17.10	3.58
1000	21.31	25.70	33.44	17.38	1.12	0.60	32.24	17.11	3.39
1050	21.21	25.67	33.62	17.30	1.12	0.60	31.92	17.04	3.33
1100	21.11	25.65	33.97	17.35	1.12	0.59	32.11	16.97	3.50
1150	21.00	25.62	34.27	17.33	1.13	0.59	32.04	16.95	3.58
1200	20.91	25.59	34.23	17.34	1.13	0.58	31.99	16.78	3.47
1250	20.81	25.56	33.86	17.35	1.14	0.58	32.14	16.79	3.34
1300	20.70	25.58	33.41	17.32	1.15	0.57	31.75	16.89	3.54
1350	20.59	25.56	32.39	17.36	1.15	0.56	31.83	16.81	3.59
1400	20.49	25.51	31.78	17.32	1.15	0.56	31.34	16.78	3.57
1450	20.40	25.50	31.18	17.24	1.16	0.55	31.60	16.81	3.58
1500	20.28	25.45	30.52	17.26	1.16	0.55	31.20	16.74	3.62
1550	20.18	25.44	29.84	17.30	1.17	0.54	31.53	16.78	3.65
1600	20.07	25.46	29.19	17.26	1.18	0.54	31.54	16.78	3.62
1650	19.97	25.38	28.27	17.33	1.18	0.53	32.11	16.76	3.54
1700	19.86	25.40	27.75	17.28	1.19	0.53	32.25	16.72	3.60
1750	19.76	25.35	27.16	17.26	1.19	0.52	31.99	16.68	3.65
1800	19.64	25.31	26.53	17.30	1.20	0.52	31.95	16.67	3.61
1850	19.55	25.30	26.03	17.28	1.20	0.51	31.59	16.71	3.51
1900	19.45	25.26	25.44	17.29	1.21	0.51	31.43	16.70	3.59
1950	19.35	25.24	24.92	17.26	1.21	0.50	31.35	16.75	3.59
2000	19.25	25.23	24.39	17.30	1.22	0.50	31.26	16.62	3.48

## Typical Performance Curves

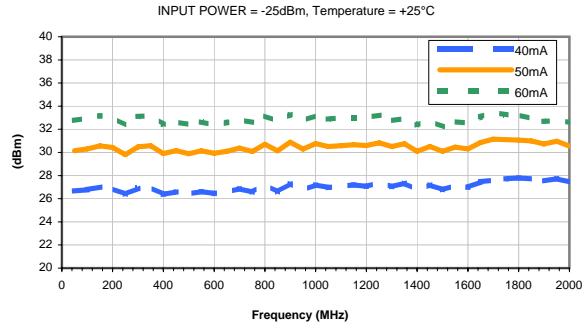


## Typical Performance Curves

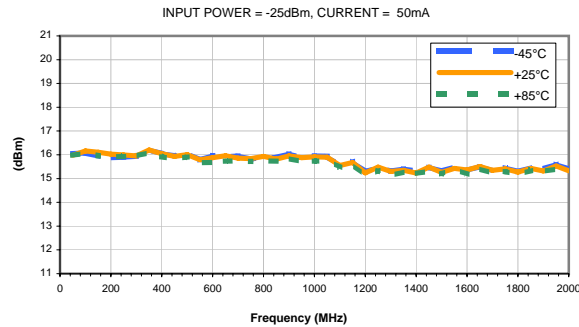
OUTPUT IP-3 vs. TEMPERATURE



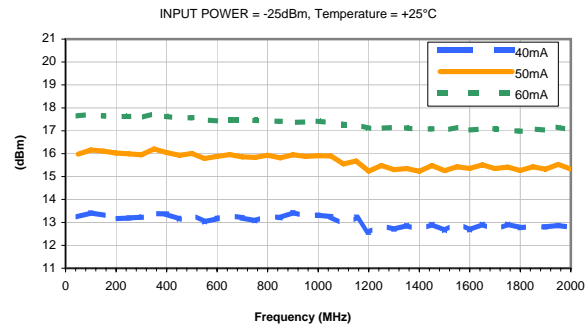
OUTPUT IP-3 vs. CURRENT



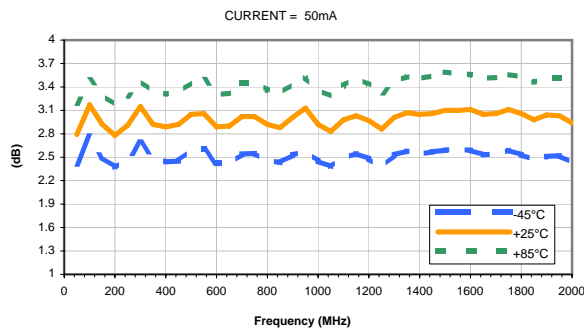
OUTPUT POWER at 1dB Compression vs. TEMPERATURE



OUTPUT POWER at 1dB Compression vs. CURRENT



Noise Figure vs. TEMPERATURE



Noise Figure vs. CURRENT

