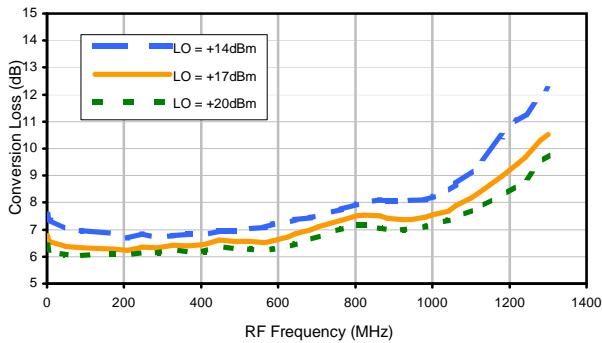


Frequency Mixer

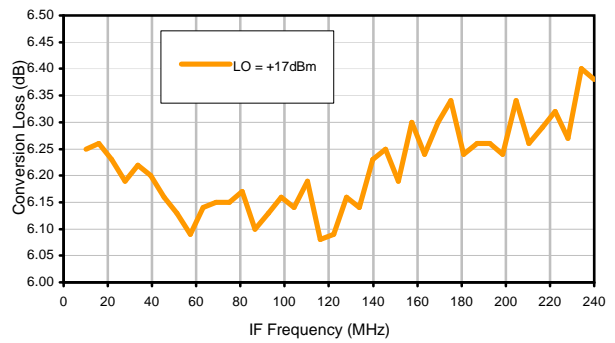
JMS-1H+

Typical Performance Curves

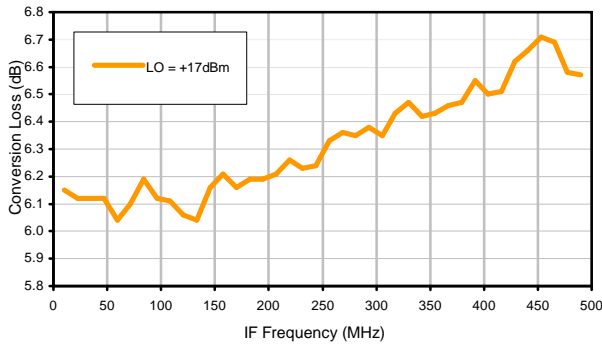
Conversion Loss @ IF=30MHz



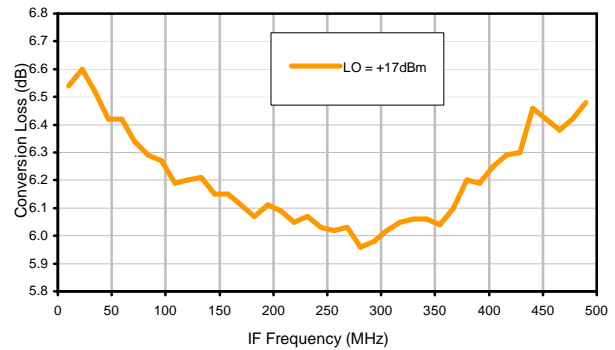
Conversion Loss vs. IF @ RF=250.1MHz



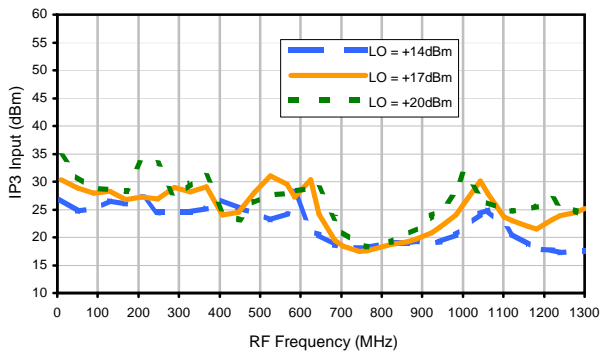
Conversion Loss vs. IF @ RF=10.1MHz



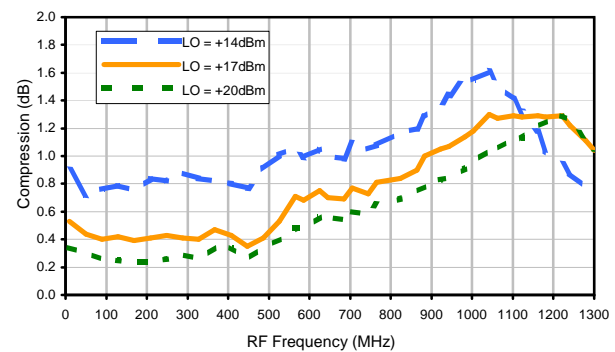
Conversion Loss vs. IF @ RF=500.1MHz



IP3 Input

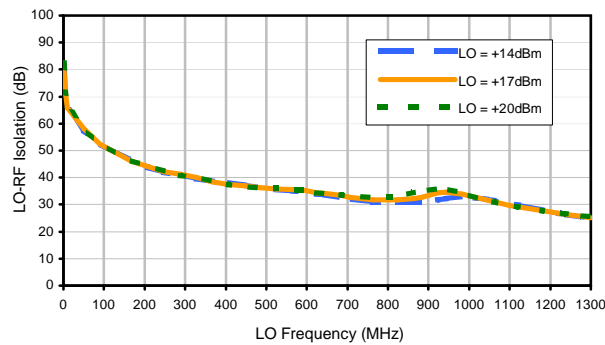


Compression @ RF IN=+14dBm

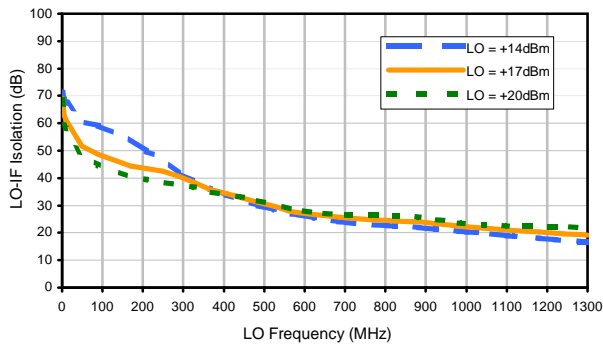


Typical Performance Curves

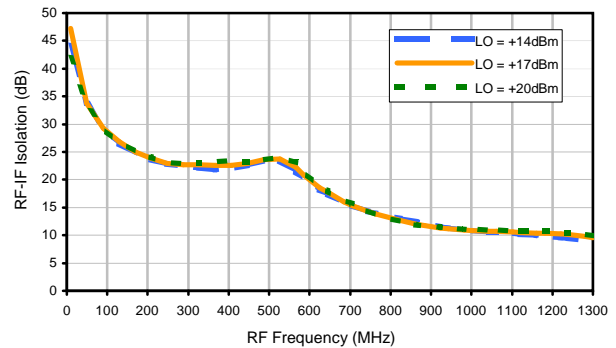
LO-RF Isolation



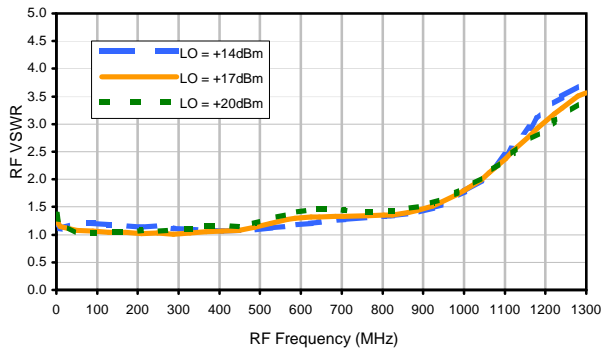
LO-IF Isolation



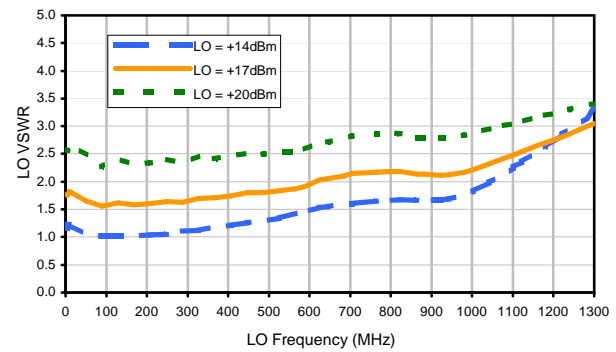
RF-IF Isolation



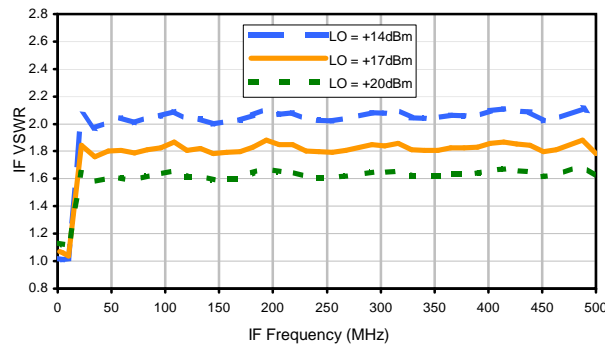
RF VSWR



LO VSWR



IF VSWR



Harmonics Tables

RF HARMONICS ORDER

	(-dBm)	(-dBc)										
0	-	-	16	21	11	28	16	29	21	47	27	42
1	-	17	+0	28	14	32	21	34	34	46	30	51
2	88	71	46	64	45	61	44	58	45	56	49	61
3	>100	61	60	66	53	67	50	67	50	64	47	62
4	>100	81	78	79	82	81	73	81	70	91	69	74
5	>100	80	79	85	73	85	71	79	70	81	70	>93
6	>100	>93	>93	>93	>93	>93	>93	>93	90	>93	88	>93
7	>100	>93	>93	>93	>93	>93	89	88	88	>93	90	>93
8	>100	>93	>93	>93	>93	>93	>93	>93	>93	>93	>93	>93
9	>100	>93	>93	>93	>93	>93	>93	>93	>93	71	>93	>93
10	>100	>93	>93	>93	>93	>93	>93	>93	>93	>93	83	>93
	RF CAL	0	1	2	3	4	5	6	7	8	9	10

LO HARMONICS ORDER

Test conditions: RF IN: 250.1 MHz; -1.00 dBm.
 LO IN: 280.01 MHz; +17.00 dBm
 IF OUT: 29.91 MHz; -7.34 dBm

RF HARMONICS ORDER

	(-dBm)	(-dBc)										
0	-	-	25	32	23	43	31	50	41	56	43	61
1	-	17	+0	29	13	35	21	34	31	45	40	66
2	76	56	41	64	39	53	38	50	39	51	43	63
3	>100	45	45	49	56	56	43	49	55	62	42	59
4	>100	69	57	69	56	65	56	62	52	64	53	68
5	>100	61	83	69	57	65	51	58	47	59	47	64
6	>100	72	64	81	64	79	68	78	66	74	62	80
7	>100	73	72	81	68	74	71	75	63	70	62	68
8	>100	82	76	81	76	87	75	85	75	81	71	78
9	>100	85	77	77	75	85	74	85	71	77	70	79
10	>100	96	88	90	>103	85	83	83	80	96	78	90
	RF CAL	0	1	2	3	4	5	6	7	8	9	10

LO HARMONICS ORDER

Test conditions: RF IN: 250.1 MHz; 9.00 dBm.
 LO IN: 280.01 MHz; +17.00 dBm
 IF OUT: 29.91 MHz; 2.61 dBm

- Notes: 1. All Harmonics are in (dBc) relative to IF OUTPUT.
 2. + entry denotes harmonics are in (dBc) above IF OUTPUT.
 3. RF Cal represent the Harmonics level of the RF input signal to the mixer.

REV. X2
 JMS-1H+
 100817
 Page 3 of 3



IF/RF MICROWAVE COMPONENTS • ISO 9001 ISO 14001 AS 9100 CERTIFIED • RoHS compliant
 P.O. Box 350166, Brooklyn, New York 11235-0006 (718) 934-4500 Fax (718) 332-4661



The Design Engineers Search Engine finds the model you need, Instantly • For detailed performance specs & shopping online see [minicircuits.com](http://www.minicircuits.com)