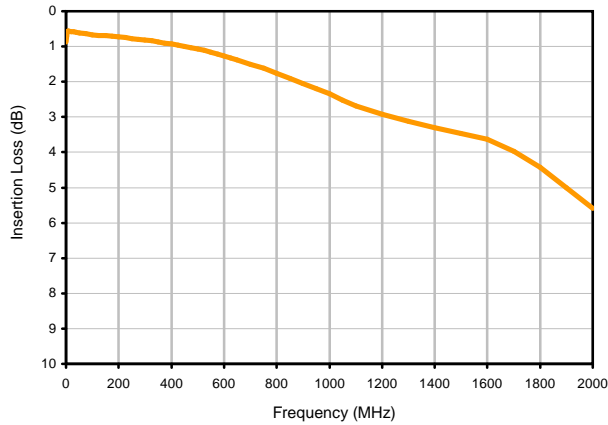


Directional Coupler

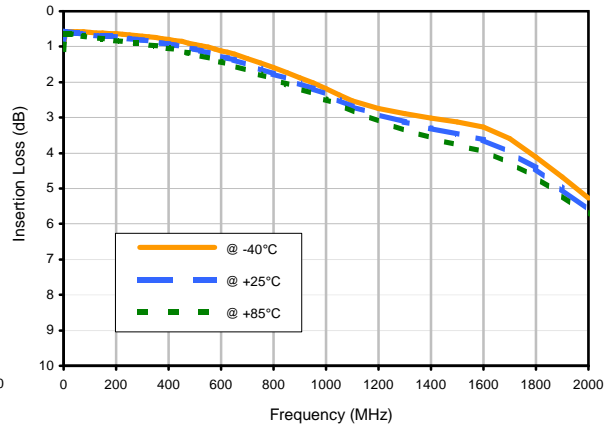
LRDC-12-1-75

Typical Performance Curves

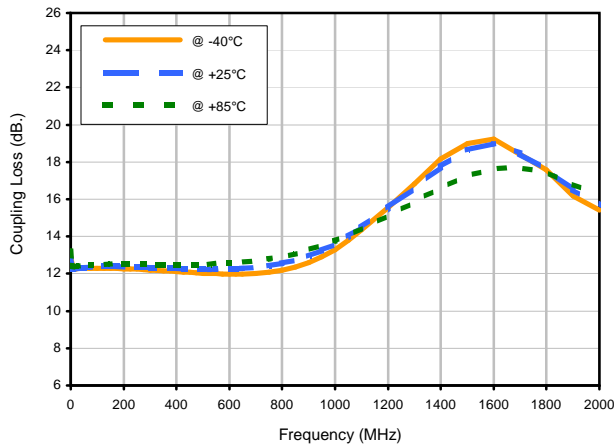
Insertion Loss



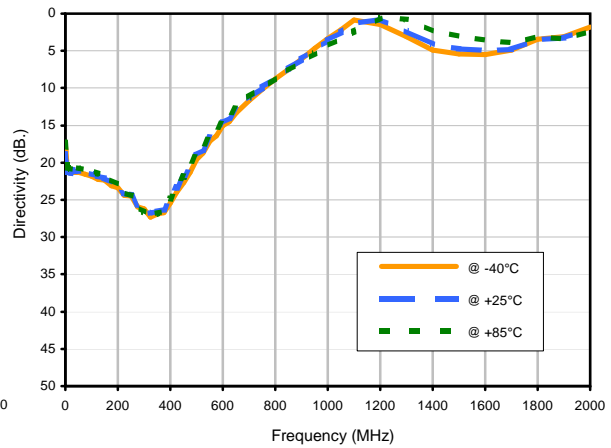
Insertion Loss vs. TEMPERATURE



Coupling Loss vs. TEMPERATURE



Directivity vs. TEMPERATURE



REV. X1
LRDC-12-1-75
090708
Page 1 of 2

Mini-Circuits®

IF/RF MICROWAVE COMPONENTS • ISO 9001 ISO 14001 AS 9100 CERTIFIED RoHS compliant
P.O. Box 350166, Brooklyn, New York 11235-0003 (718) 934-4500 Fax (718) 332-4661



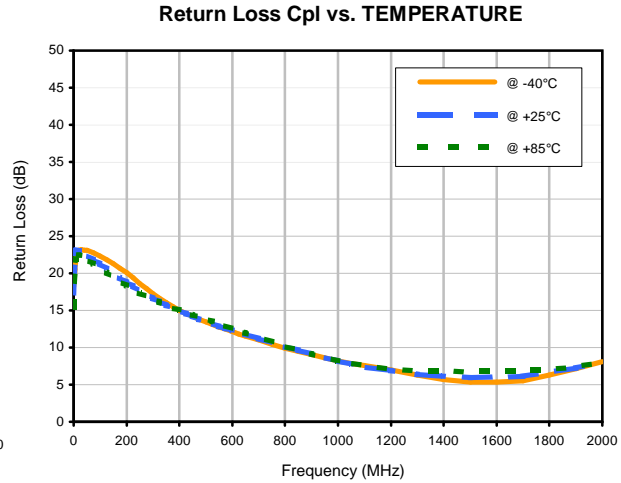
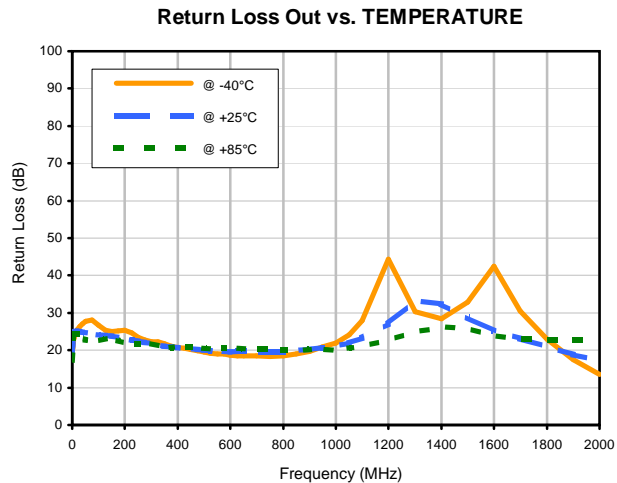
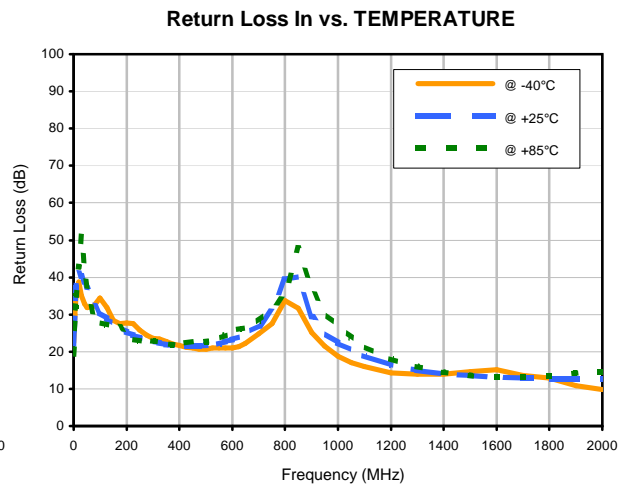
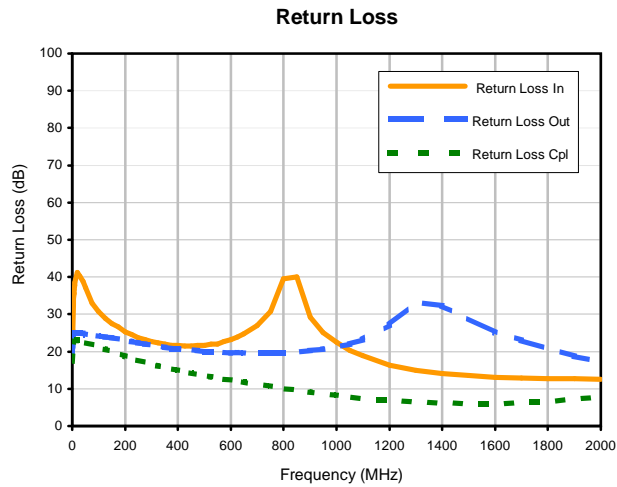
The Design Engineers Search Engine finds the model you need, Instantly • For detailed performance specs & shopping online see



Directional Coupler

LRDC-12-1-75

Typical Performance Curves



REV. X1
LRDC-12-1-75
090708
Page 2 of 2



The Design Engineers Search Engine finds the model you need, Instantly • For detailed performance specs & shopping online see minicircuits.com

Mini-Circuits®

IF/RF MICROWAVE COMPONENTS • ISO 9001 ISO 14001 AS 9100 CERTIFIED RoHS compliant
P.O. Box 350166, Brooklyn, New York 11235-0003 (718) 934-4500 Fax (718) 332-4661