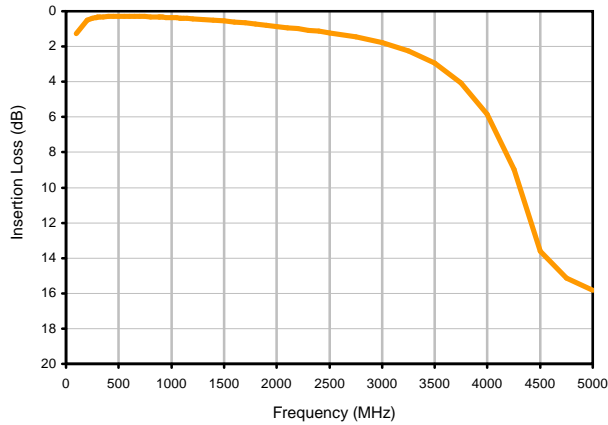


# Directional Coupler

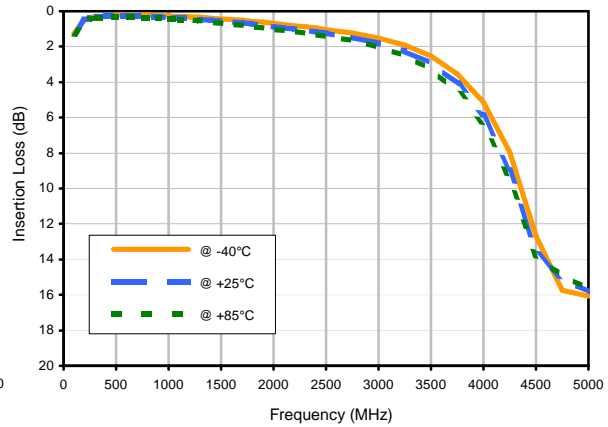
# LRDC-20-2

## Typical Performance Curves

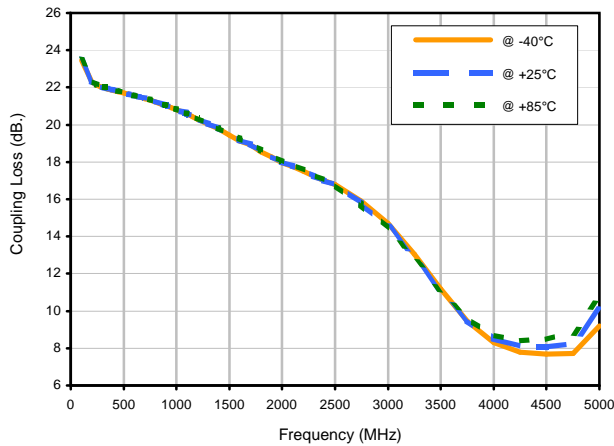
### Insertion Loss



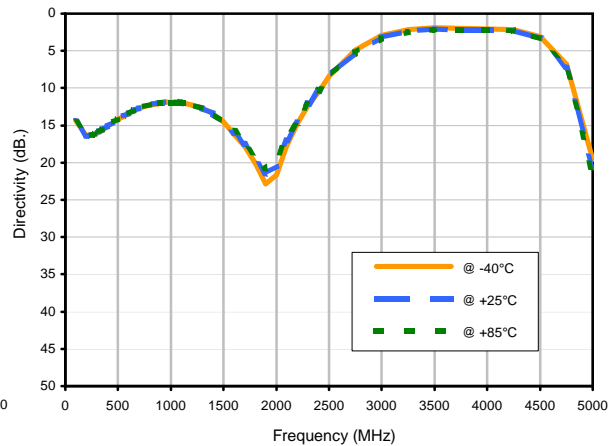
### Insertion Loss vs. TEMPERATURE



### Coupling Loss vs. TEMPERATURE



### Directivity vs. TEMPERATURE



REV. X1  
LRDC-20-2  
081023  
Page 1 of 2

**Mini-Circuits®**

IF/RF MICROWAVE COMPONENTS • ISO 9001 ISO 14001 AS 9100 CERTIFIED RoHS compliant  
P.O. Box 350166, Brooklyn, New York 11235-0003 (718) 934-4500 Fax (718) 332-4661



The Design Engineers Search Engine finds the model you need, Instantly • For detailed performance specs & shopping online see



# Directional Coupler

# LRDC-20-2

## Typical Performance Curves

