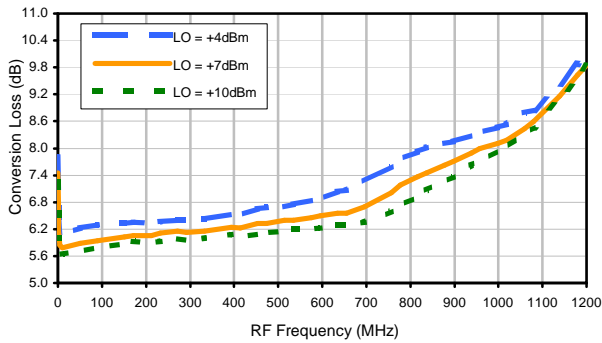
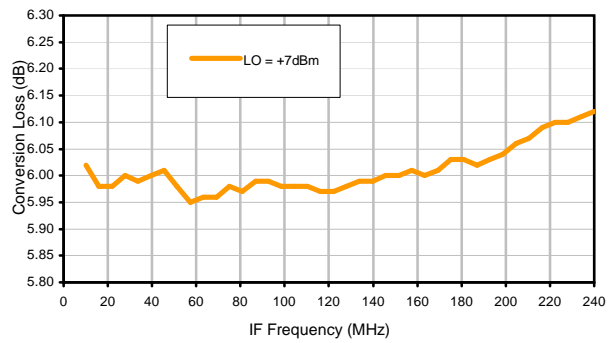


## Typical Performance Curves

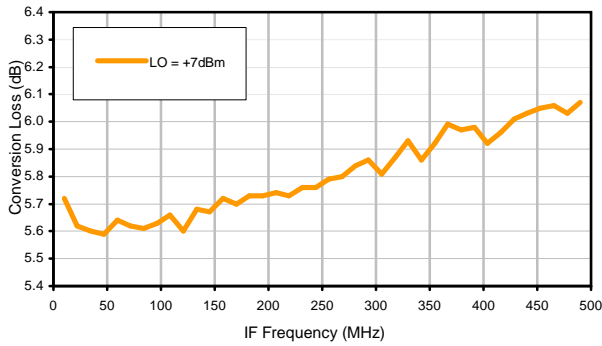
Conversion Loss @ IF=30MHz



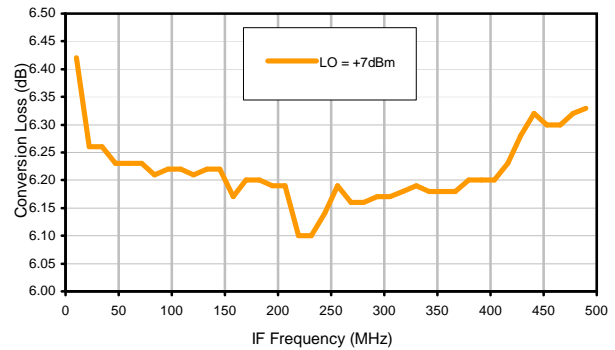
Conversion Loss vs. IF @ RF=250.1MHz



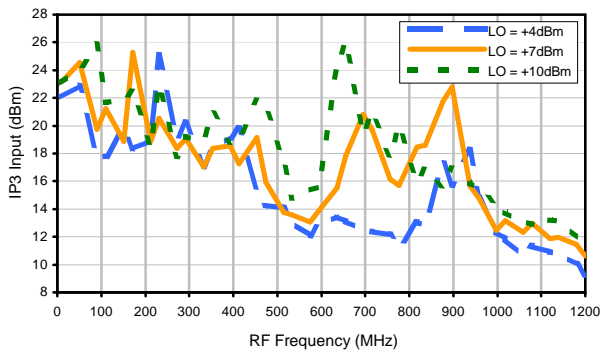
Conversion Loss vs. IF @ RF=10.1MHz



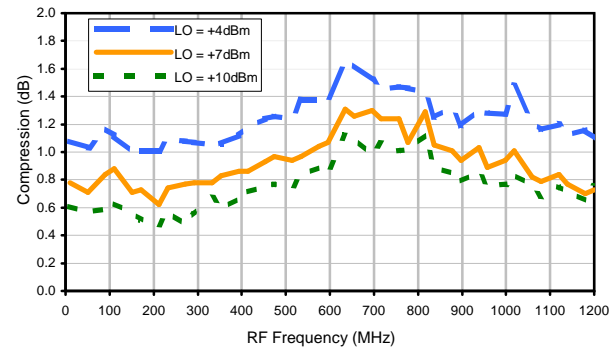
Conversion Loss vs. IF @ RF=500.1MHz



IP3 Input

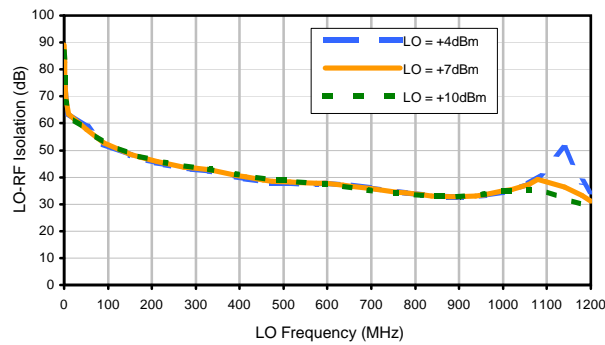


Compression @ RF IN=+1dBm

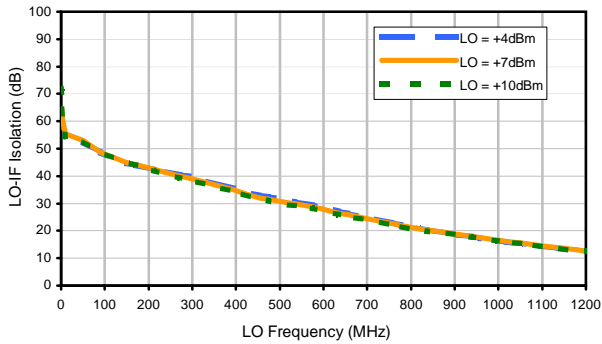


## Typical Performance Curves

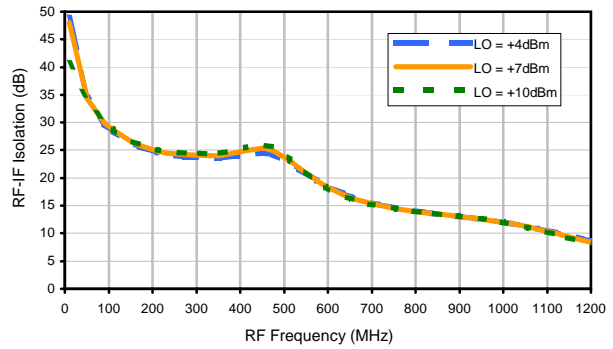
LO-RF Isolation



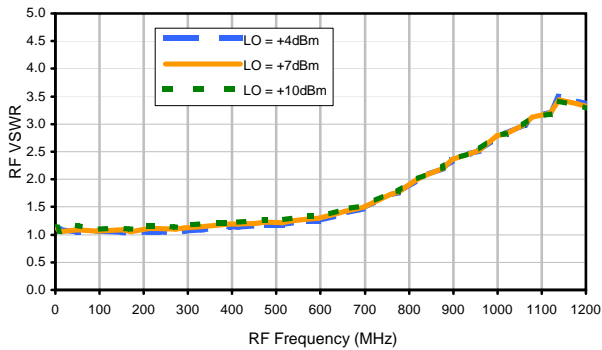
LO-IF Isolation



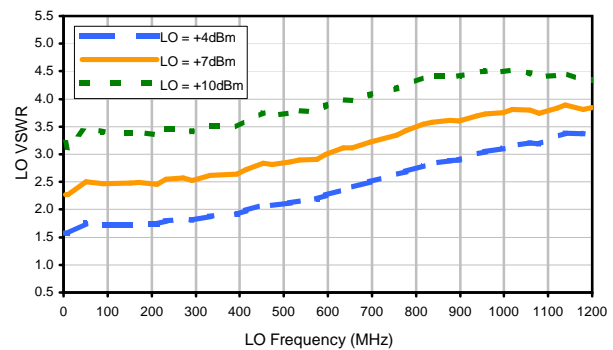
RF-IF Isolation



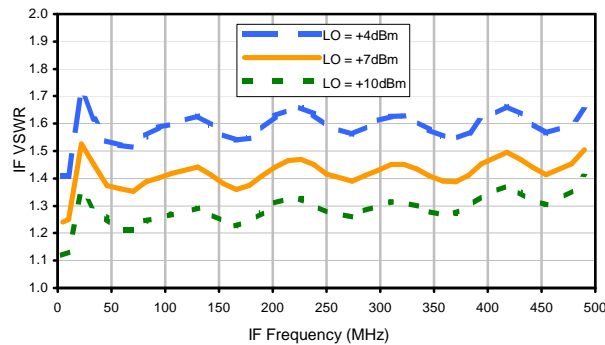
RF VSWR



LO VSWR



IF VSWR



## Harmonics Tables

RF HARMONICS ORDER

	(-dBm)	(-dBc)										
0	-	-	13	24	19	34	15	33	21	40	24	48
1	-	18	0	28	12	34	19	37	32	47	41	45
2	114	69	51	69	52	70	52	76	52	68	57	71
3	108	71	74	74	68	74	59	94	63	80	67	79
4	110	95	83	89	83	97	89	100	86	100	89	95
5	115	105	107	108	91	89	87	89	89	111	89	98
6	115	104	100	104	99	103	81	92	92	99	98	104
7	120	106	105	101	100	92	98	77	85	91	99	108
8	110	104	108	114	107	106	95	85	87	94	86	91
9	119	107	98	103	112	102	96	101	105	43	92	94
10	108	104	115	100	98	107	103	99	99	87	68	99
	RF CAL	0	1	2	3	4	5	6	7	8	9	10

### LO HARMONICS ORDER

Test conditions: RF IN: 250.1 MHz; -14.00 dBm.  
 LO IN: 280.01 MHz; +7.00 dBm  
 IF OUT: 29.91 MHz; -20.64 dBm

RF HARMONICS ORDER

	(-dBm)	(-dBc)										
0	-	-	22	34	31	45	27	45	32	53	37	58
1	-	18	0	28	12	35	19	39	32	50	41	50
2	102	67	46	70	47	66	47	74	46	59	50	65
3	123	52	53	55	64	64	48	58	51	66	57	67
4	108	75	64	74	63	78	64	76	62	87	63	77
5	120	74	73	66	61	66	58	64	55	73	56	72
6	125	86	81	89	80	97	83	94	86	99	84	96
7	109	91	77	89	74	87	78	88	79	84	81	84
8	111	102	90	102	93	107	96	100	83	104	99	101
9	108	97	97	98	92	97	88	103	106	53	100	95
10	115	118	107	108	105	103	121	102	106	100	83	96
	RF CAL	0	1	2	3	4	5	6	7	8	9	10

### LO HARMONICS ORDER

Test conditions: RF IN: 250.1 MHz; -4.00 dBm.  
 LO IN: 280.01 MHz; +7.00 dBm  
 IF OUT: 29.91 MHz; -11.12 dBm

- Notes: 1. All Harmonics are in (dBc) relative to IF OUTPUT.  
 2. + entry denotes harmonics are in (dBc) above IF OUTPUT.  
 3. RF Cal represent the Harmonics level of the RF input signal to the mixer.

REV. X2  
 LRMS-1J  
 100817  
 Page 3 of 3



IF/RF MICROWAVE COMPONENTS • ISO 9001 ISO 14001 AS 9100 CERTIFIED • RoHS compliant  
 P.O. Box 350166, Brooklyn, New York 11235-0003 (718) 934-4500 Fax (718) 332-4661



The Design Engineers Search Engine finds the model you need, Instantly • For detailed performance specs & shopping online see [minicircuits.com](http://minicircuits.com)