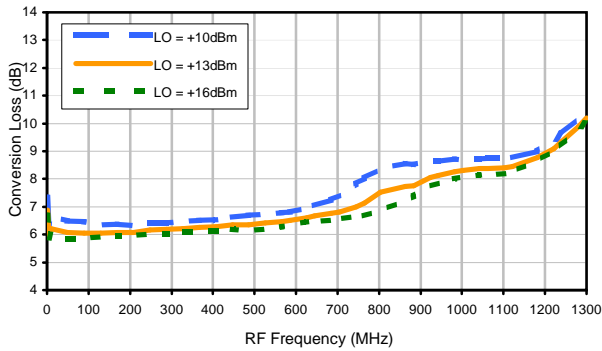


Frequency Mixer

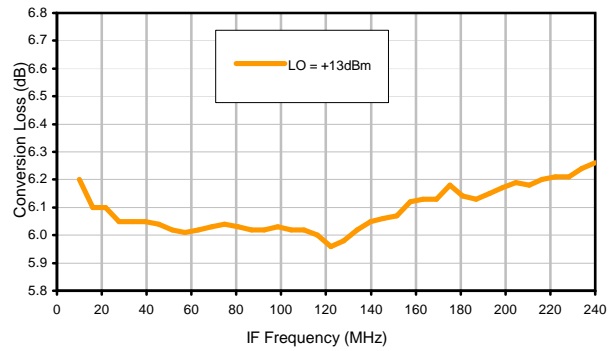
LRMS-1MH

Typical Performance Curves

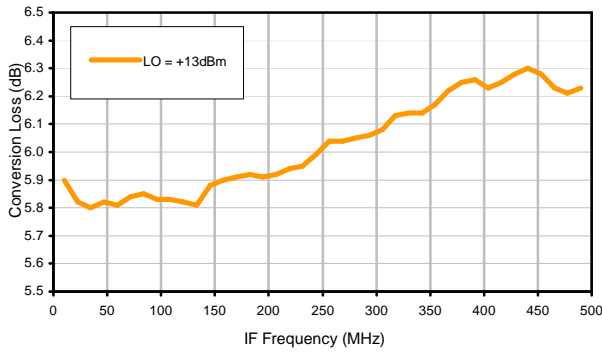
Conversion Loss @ IF=30MHz



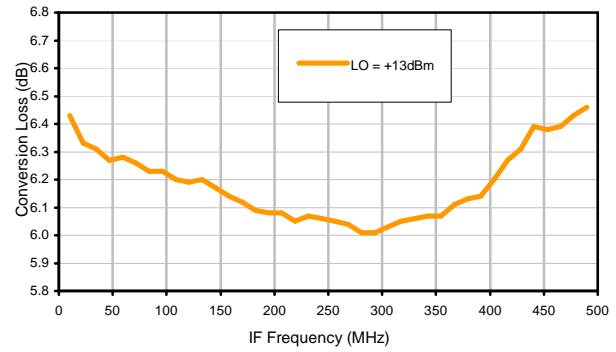
Conversion Loss vs. IF @ RF=250.1MHz



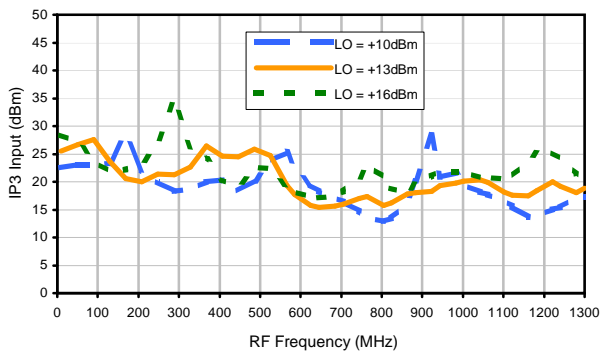
Conversion Loss vs. IF @ RF=10.1MHz



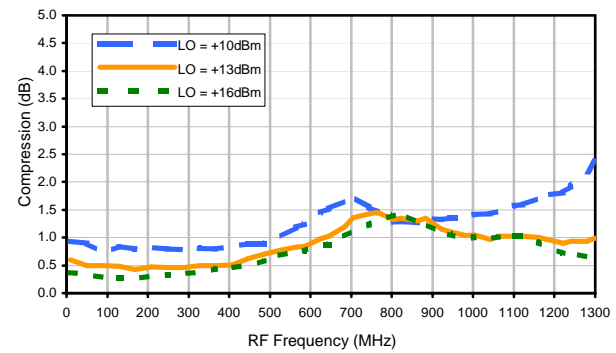
Conversion Loss vs. IF @ RF=500.1MHz



IP3 Input

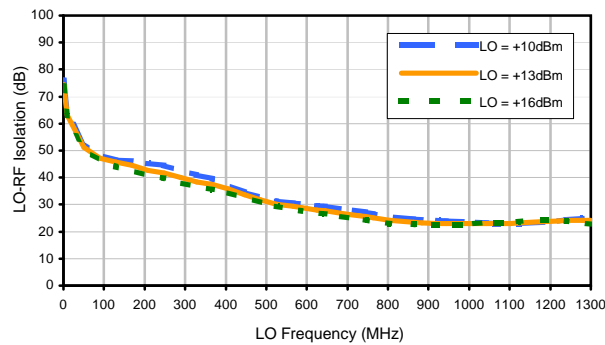


Compression @ RF IN=+9dBm

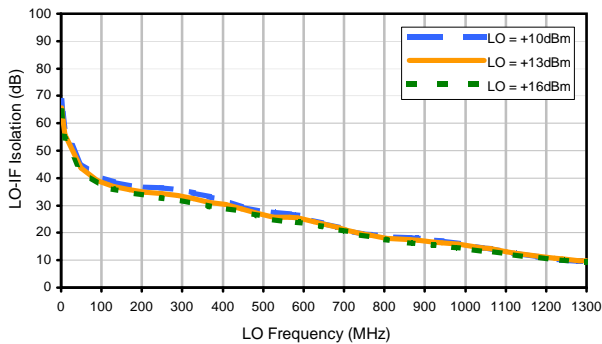


Typical Performance Curves

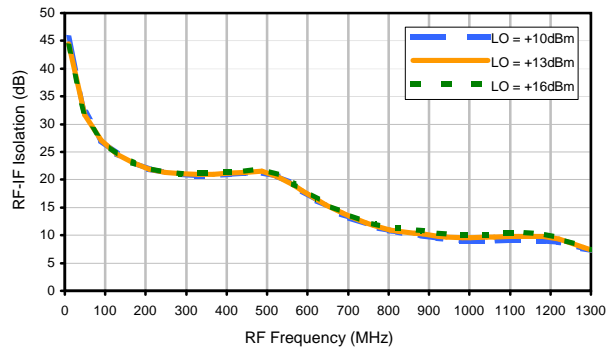
LO-RF Isolation



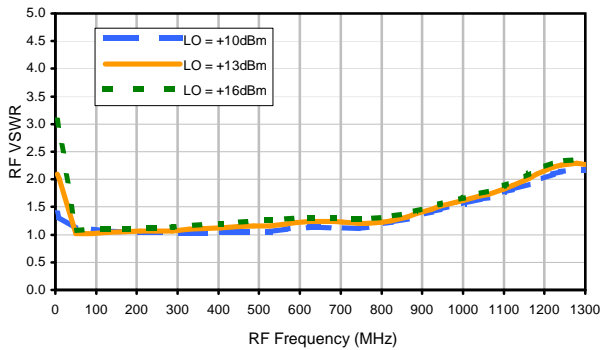
LO-IF Isolation



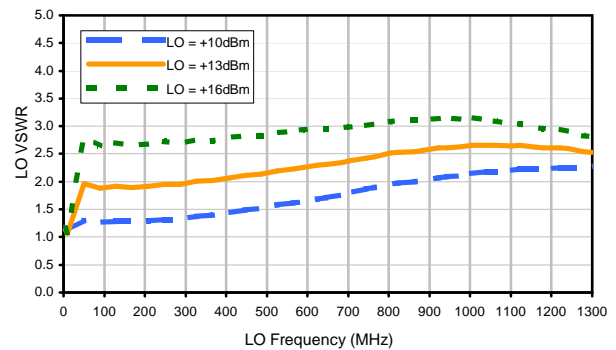
RF-IF Isolation



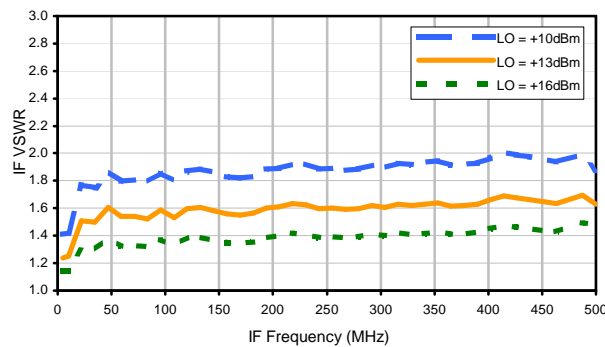
RF VSWR



LO VSWR



IF VSWR



Harmonics Tables

RF HARMONICS ORDER

	(-dBm)	(-dBc)										
0	-	-	17	25	22	31	25	45	35	57	41	62
1	-	15	+0	27	12	32	20	35	33	55	41	53
2	79	48	36	50	36	46	36	44	38	55	47	58
3	>100	44	45	49	53	53	46	48	46	52	51	56
4	>100	64	56	57	54	54	54	50	49	54	50	62
5	>100	57	55	57	57	60	52	57	49	60	50	68
6	>100	70	62	75	62	68	65	64	66	60	59	63
7	>100	83	77	73	74	68	72	68	65	67	63	76
8	>100	73	76	66	65	66	64	80	74	81	85	71
9	>100	85	82	89	78	81	74	72	91	72	78	74
10	>100	89	81	85	82	75	81	71	79	77	83	84
	RF CAL	0	1	2	3	4	5	6	7	8	9	10

LO HARMONICS ORDER

Test conditions: RF IN: 250.1 MHz; 4.00 dBm.
 LO IN: 280.01 MHz; +13.00 dBm
 IF OUT: 29.91 MHz; -2.24 dBm

RF HARMONICS ORDER

	(-dBm)	(-dBc)										
0	-	-	9	16	9	17	11	29	21	36	28	51
1	-	15	+0	26	13	30	20	34	34	46	34	47
2	99	65	40	49	41	47	39	52	42	57	53	60
3	>100	72	57	70	56	63	53	71	56	70	54	68
4	>100	75	65	72	69	67	71	67	65	72	87	77
5	>100	88	86	87	78	83	74	>88	72	86	74	81
6	>100	>88	>88	>88	>88	87	>88	85	83	85	84	85
7	>100	>88	>88	>88	>88	>88	>88	>88	84	>88	>88	>88
8	>100	>88	>88	>88	>88	>88	>88	>88	85	>88	>88	>88
9	>100	>88	>88	>88	>88	>88	>88	>88	>88	66	>88	>88
10	>100	>88	>88	>88	>88	>88	>88	>88	>88	>88	78	>88
	RF CAL	0	1	2	3	4	5	6	7	8	9	10

LO HARMONICS ORDER

Test conditions: RF IN: 250.1 MHz; -6.00 dBm.
 LO IN: 280.01 MHz; +13.00 dBm
 IF OUT: 29.91 MHz; -12.18 dBm

- Notes: 1. All Harmonics are in (dBc) relative to IF OUTPUT.
 2. + entry denotes harmonics are in (dBc) above IF OUTPUT.
 3. RF Cal represent the Harmonics level of the RF input signal to the mixer.

REV. X2
 LRMS-1MH
 100817
 Page 3 of 3



IF/RF MICROWAVE COMPONENTS • ISO 9001 ISO 14001 AS 9100 CERTIFIED • RoHS compliant
 P.O. Box 350166, Brooklyn, New York 11235-0006 (718) 934-4500 Fax (718) 332-4661



The Design Engineers Search Engine finds the model you need, Instantly • For detailed performance specs & shopping online see

