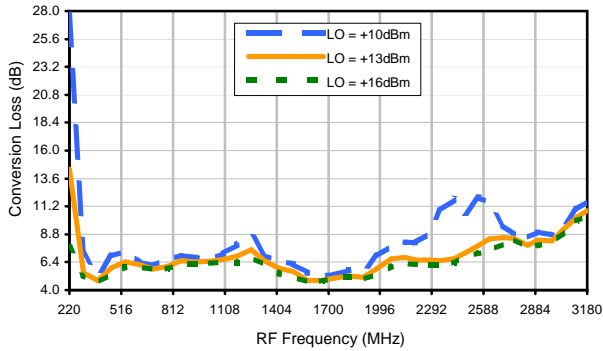


Frequency Mixer

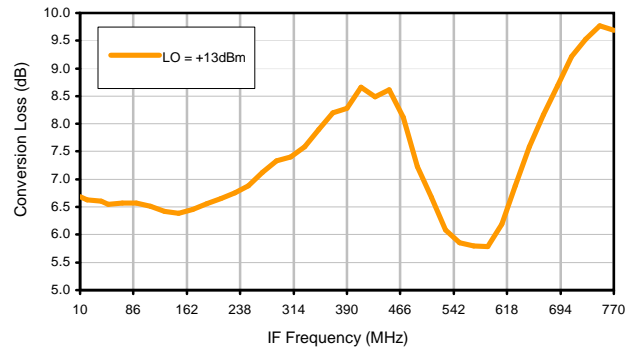
MCA1-24MH+

Typical Performance Curves

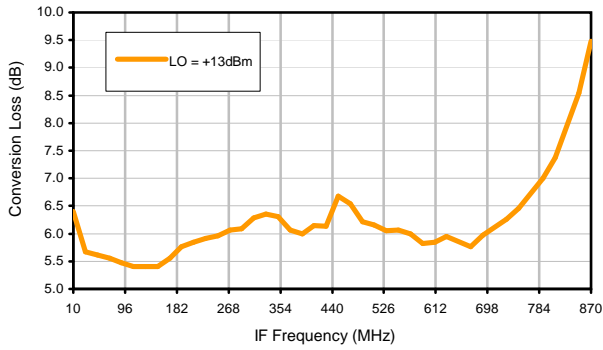
Conversion Loss @ IF=30MHz



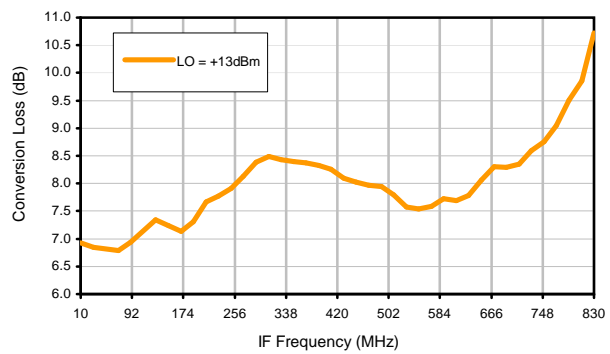
Conversion Loss vs. IF @ RF=1210.1MHz



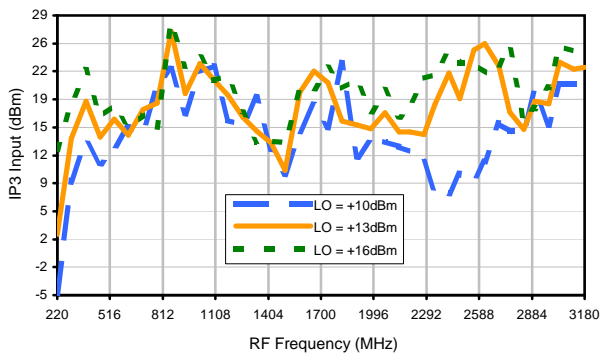
Conversion Loss vs. IF @ RF=289.9MHz



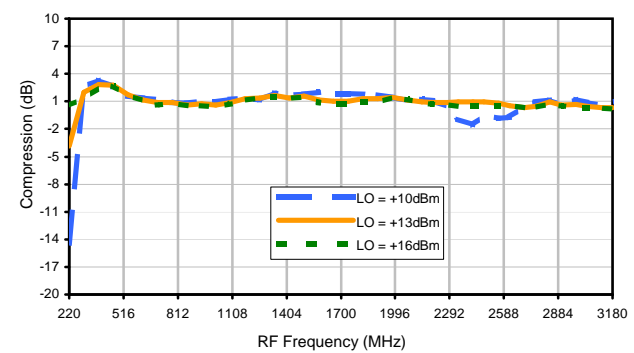
Conversion Loss vs. IF @ RF=2410.1MHz



IP3 Input

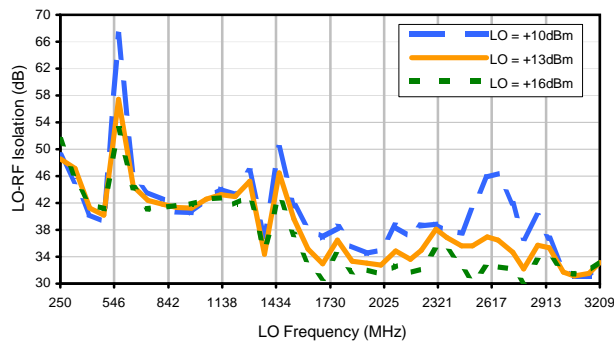


Compression @ RF IN=+9dBm

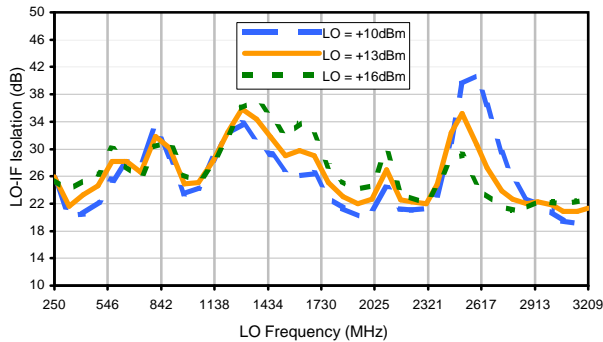


Typical Performance Curves

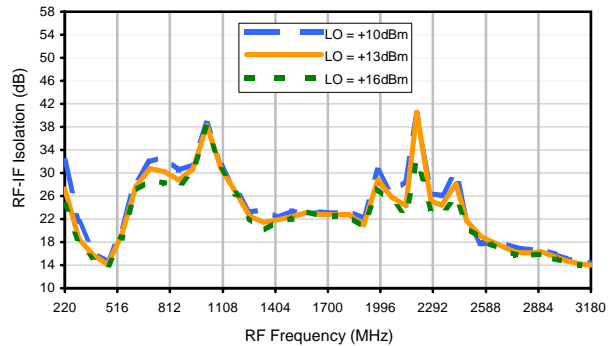
LO-RF Isolation



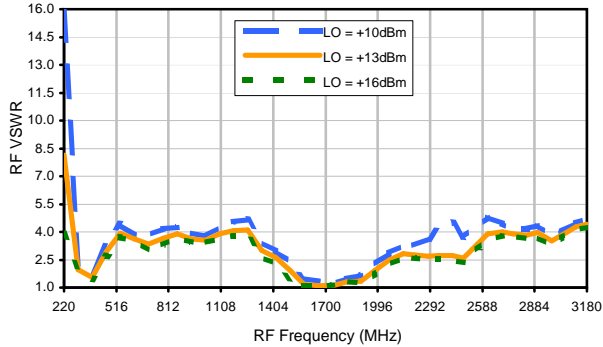
LO-IF Isolation



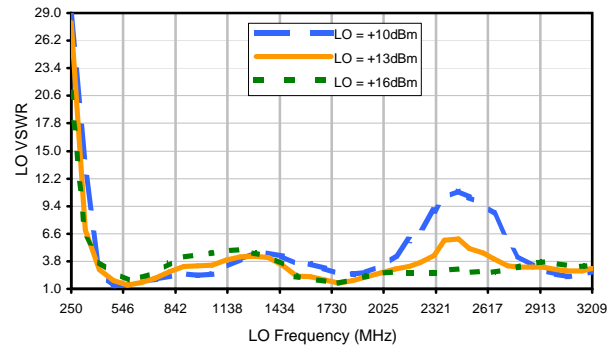
RF-IF Isolation



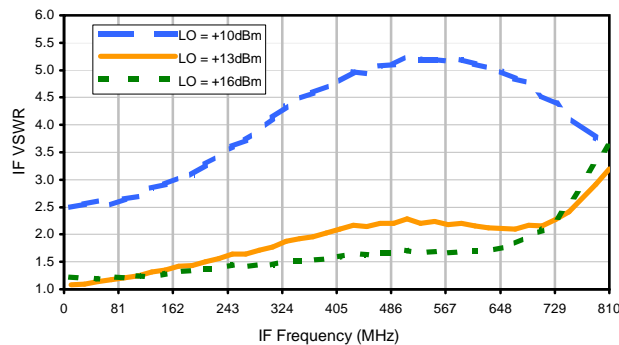
RF VSWR



LO VSWR



IF VSWR



Harmonics Tables

RF HARMONICS ORDER

	(-dBm)	(-dBc)										
0	-	-	9	21	8	24	20	26	40	46	44	51
1	-	16	+0	21	39	27	39	46	35	46	41	48
2	66	51	60	42	53	55	48	54	57	61	63	57
3	>90	51	68	56	67	53	57	68	66	69	62	65
4	>90	>78	>78	>78	>78	71	73	>78	>78	>78	78	76
5	>90	>78	>78	>78	>78	>78	>78	>78	>78	>78	>78	>78
6	>90	>78	>78	>78	>78	>78	>78	>78	>78	>78	>78	>78
7	>90	>78	>78	>78	>78	>78	>78	>78	>78	77	>78	>78
8	>90	>78	>78	>78	>78	>78	>78	>78	>78	>78	>78	>78
9	>90	>78	>78	>78	>78	>78	>78	>78	>78	>78	>78	>78
10	>90	>78	>78	>78	>78	>78	>78	>78	>78	>78	>78	>78
	RF CAL	0	1	2	3	4	5	6	7	8	9	10

Test conditions:

RF IN: 1350 MHz; -6.00 dBm.
 LO IN: 1380 MHz; +13.00 dBm
 IF OUT: 30 MHz; -12.21 dBm

RF HARMONICS ORDER

	(-dBm)	(-dBc)										
0	-	-	20	35	20	38	32	37	57	66	55	67
1	-	15	+0	26	33	30	45	54	46	62	55	61
2	46	41	53	37	44	46	41	50	52	55	77	61
3	>90	33	41	41	30	39	51	56	69	65	56	57
4	>90	66	57	56	57	51	53	67	56	62	64	72
5	>90	55	59	46	61	58	44	52	53	58	61	67
6	>90	60	62	81	67	61	67	69	60	83	63	78
7	>90	64	60	71	71	59	63	79	54	65	60	63
8	>90	77	81	60	71	73	81	71	>88	67	69	83
9	>90	78	86	>88	71	74	75	73	71	87	62	78
10	>90	>88	87	>88	>88	76	87	81	83	84	>88	82
	RF CAL	0	1	2	3	4	5	6	7	8	9	10

LO HARMONICS ORDER

Test conditions:

RF IN: 1350 MHz; 4.00 dBm.
 LO IN: 1380 MHz; +13.00 dBm
 IF OUT: 30 MHz; -2.3 dBm

- Notes:
1. All Harmonics are in (dBc) relative to IF OUTPUT.
 2. + entry denotes harmonics are in (dBc) above IF OUTPUT.
 3. RF Cal represent the Harmonics level of the RF input signal to the mixer.