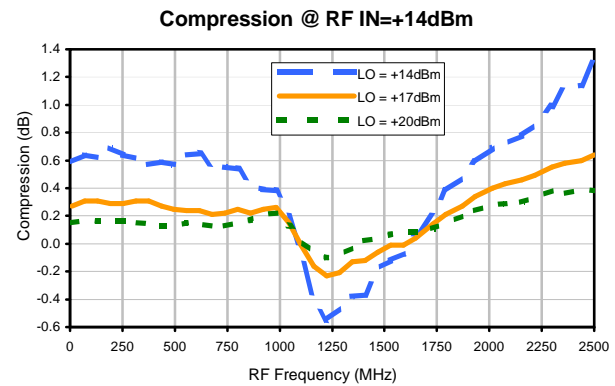
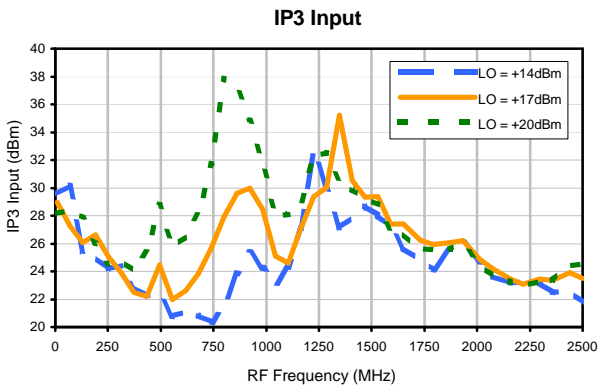
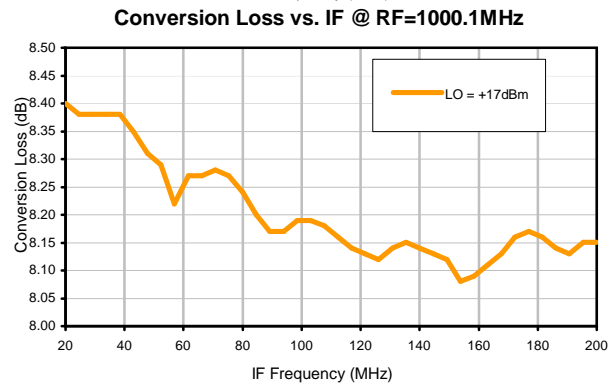
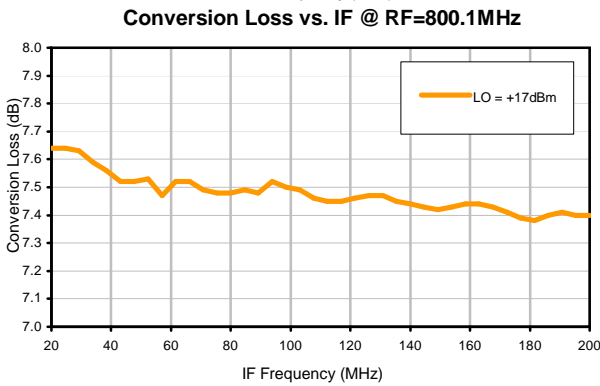
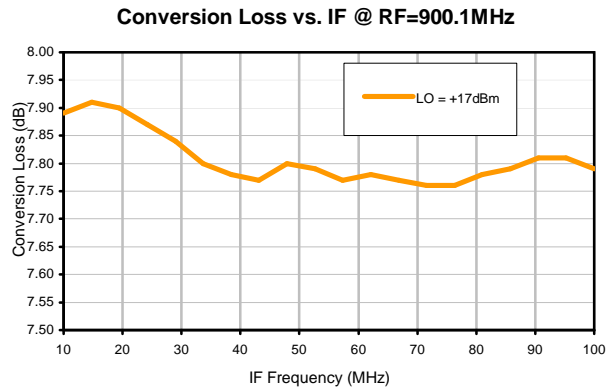
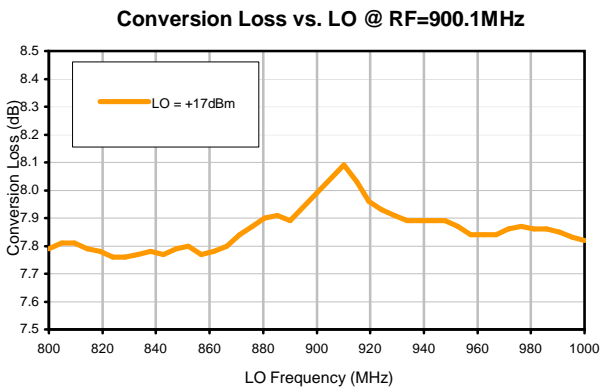
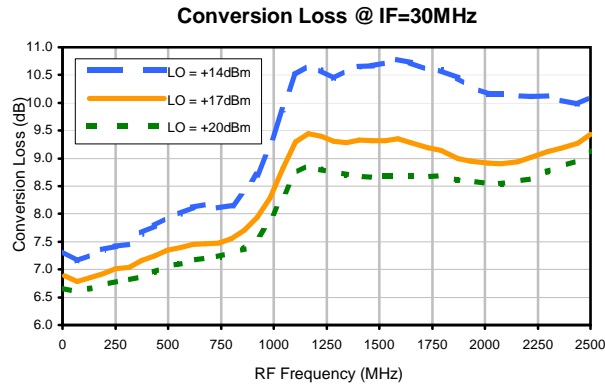


## Typical Performance Curves

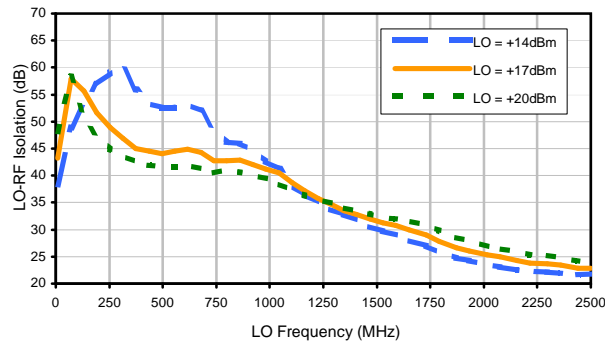


# Frequency Mixer

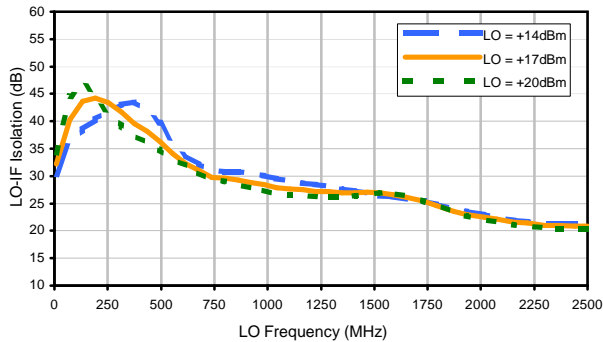
# SYM-10DH+

## Typical Performance Curves

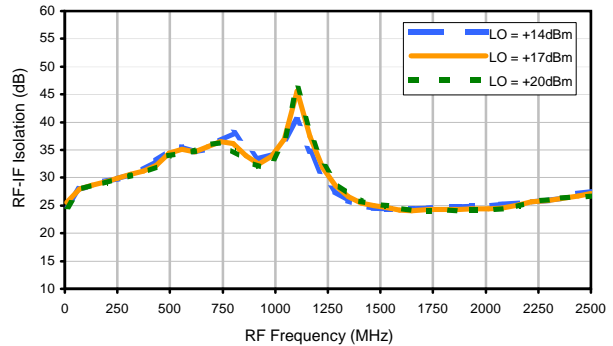
### LO-RF Isolation



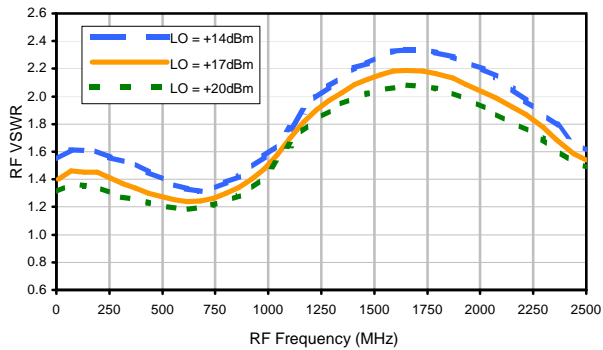
### LO-IF Isolation



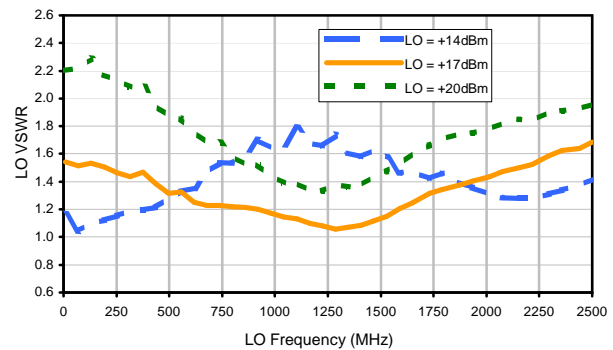
### RF-IF Isolation



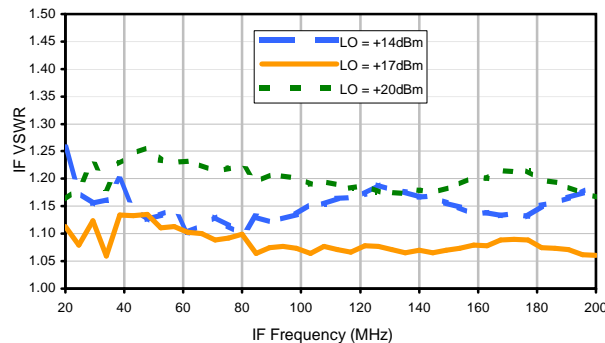
### RF VSWR



### LO VSWR



### IF VSWR



REV. X2  
SYM-10DH+  
100818  
Page 2 of 3



IF/RF MICROWAVE COMPONENTS • ISO 9001 ISO 14001 AS 9100 CERTIFIED RoHS compliant  
P.O. Box 350166, Brooklyn, New York 11235-0003 (718) 934-4500 Fax (718) 332-4661



The Design Engineers Search Engine finds the model you need, Instantly • For detailed performance specs & shopping online see



## Harmonics Tables

RF HARMONICS ORDER

	(-dBm)	(-dBc)										
0	-	-	4	19	27	20	34	23	22	40	40	32
1	-	24	+0	34	18	51	19	42	40	41	38	59
2	89	57	45	57	46	55	54	59	52	58	53	67
3	>100	73	65	74	57	72	60	77	57	79	61	75
4	>100	84	80	85	>91	87	89	85	77	90	89	88
5	>100	>91	>91	>91	>91	>91	>91	>91	>91	>91	>91	>91
6	>100	>91	>91	>91	>91	>91	>91	>91	>91	>91	>91	>91
7	>100	>91	>91	>91	>91	>91	>91	>91	>91	>91	>91	>91
8	>100	>91	>91	>91	>91	>91	>91	>91	>91	>91	>91	>91
9	>100	>91	>91	>91	>91	>91	>91	>91	>91	>91	>91	>91
10	>100	>91	>91	>91	>91	>91	>91	>91	>91	>91	>91	>91
	RF CAL	0	1	2	3	4	5	6	7	8	9	10

### LO HARMONICS ORDER

Test conditions: RF IN: 900.1 MHz; -1.00 dBm.  
 LO IN: 930.01 MHz; +17.00 dBm  
 IF OUT: 29.91 MHz; -8.89 dBm

RF HARMONICS ORDER

	(-dBm)	(-dBc)										
0	-	-	14	28	42	29	45	35	40	51	59	48
1	-	24	+0	34	17	59	21	46	42	45	45	53
2	73	46	37	45	41	46	45	50	45	52	46	63
3	>100	52	46	53	42	50	44	65	45	65	47	62
4	>100	64	58	62	61	78	52	67	78	63	58	67
5	>100	77	59	66	57	74	53	68	58	73	54	73
6	>100	82	73	79	70	80	77	72	66	68	63	68
7	>100	86	83	86	83	88	79	90	75	78	78	86
8	>100	93	92	>101	89	94	90	89	82	85	76	86
9	>100	>101	99	>101	100	>101	89	89	88	89	78	>101
10	>100	>101	99	101	96	>101	93	>101	>101	98	88	84
	RF CAL	0	1	2	3	4	5	6	7	8	9	10

### LO HARMONICS ORDER

Test conditions: RF IN: 900.1 MHz; 9.00 dBm.  
 LO IN: 930.01 MHz; +17.00 dBm  
 IF OUT: 29.91 MHz; 1.14 dBm

- Notes: 1. All Harmonics are in (dBc) relative to IF OUTPUT.  
 2. + entry denotes harmonics are in (dBc) above IF OUTPUT.  
 3. RF Cal represent the Harmonics level of the RF input signal to the mixer.

REV. X2  
 SYM-10DH+  
 100818  
 Page 3 of 3



IF/RF MICROWAVE COMPONENTS • ISO 9001 ISO 14001 AS 9100 CERTIFIED • RoHS compliant  
 P.O. Box 350166, Brooklyn, New York 11235-0003 (718) 934-4500 Fax (718) 332-4661



The Design Engineers Search Engine finds the model you need, Instantly • For detailed performance specs & shopping online see [minicircuits.com](http://minicircuits.com)