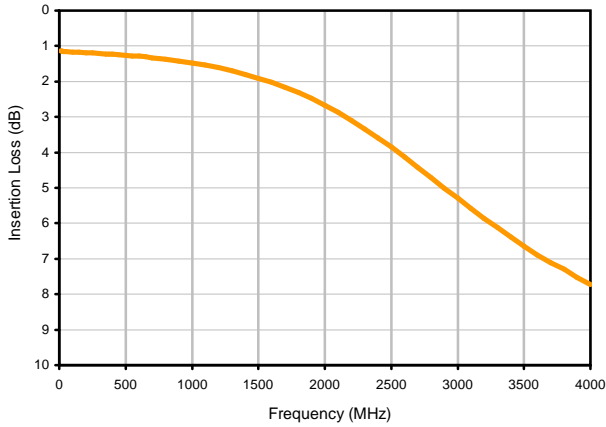


Directional Coupler

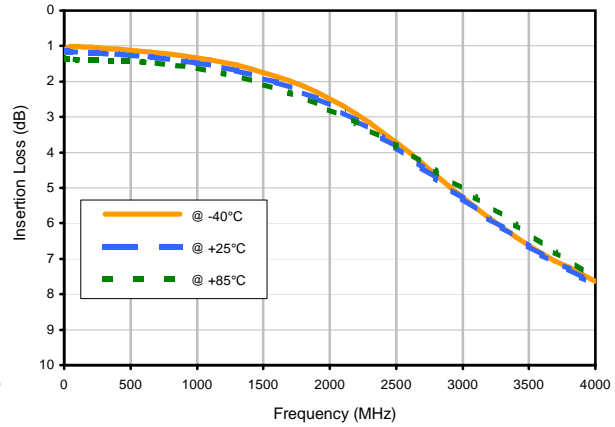
TCD-10-1W

Typical Performance Curves

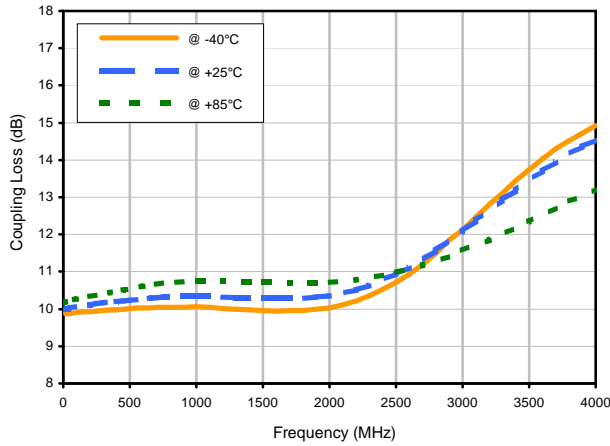
Insertion Loss



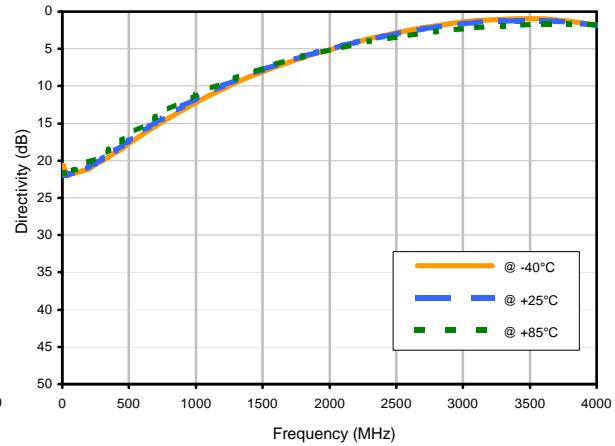
Insertion Loss vs. TEMPERATURE



Coupling Loss vs. TEMPERATURE



Directivity vs. TEMPERATURE



REV. X1
TCD-10-1W
081007
Page 1 of 2



IF/RF MICROWAVE COMPONENTS • ISO 9001 ISO 14001 AS 9100 CERTIFIED RoHS compliant
P.O. Box 350166, Brooklyn, New York 11235-0003 (718) 934-4500 Fax (718) 332-4661



The Design Engineers Search Engine finds the model you need, Instantly • For detailed performance specs & shopping online see

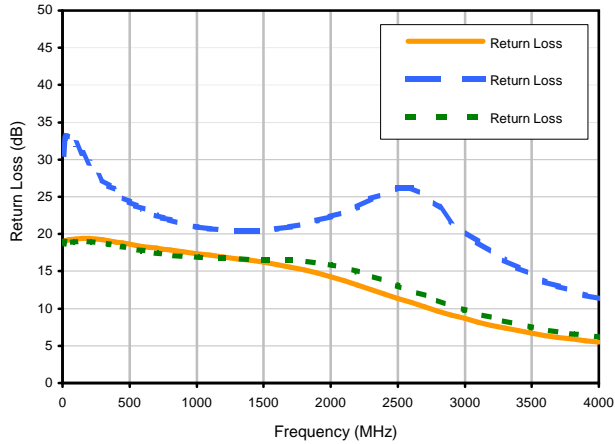


Directional Coupler

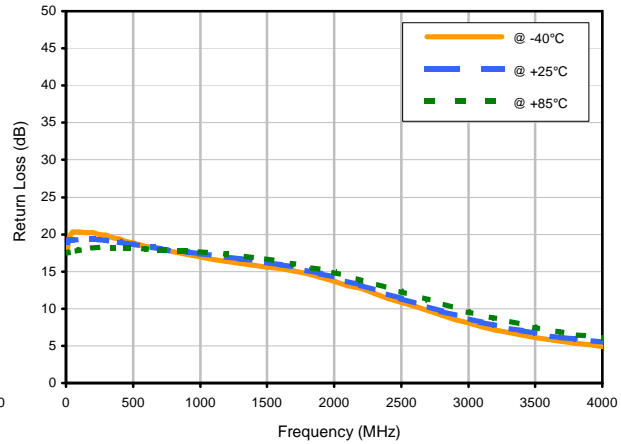
TCD-10-1W

Typical Performance Curves

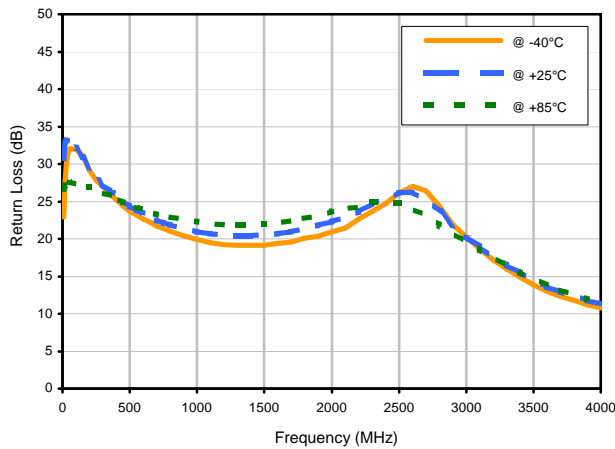
Return Loss



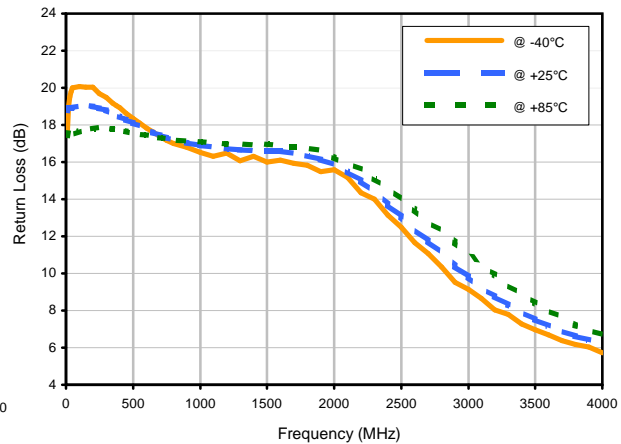
Return Loss In vs. TEMPERATURE



Return Loss Out vs. TEMPERATURE



Return Loss Cpl vs. TEMPERATURE



REV. X1
TCD-10-1W
081007
Page 2 of 2



IF/RF MICROWAVE COMPONENTS • ISO 9001 ISO 14001 AS 9100 CERTIFIED RoHS compliant
P.O. Box 350166, Brooklyn, New York 11235-0003 (718) 934-4500 Fax (718) 332-4661



The Design Engineers Search Engine finds the model you need, Instantly • For detailed performance specs & shopping online see

