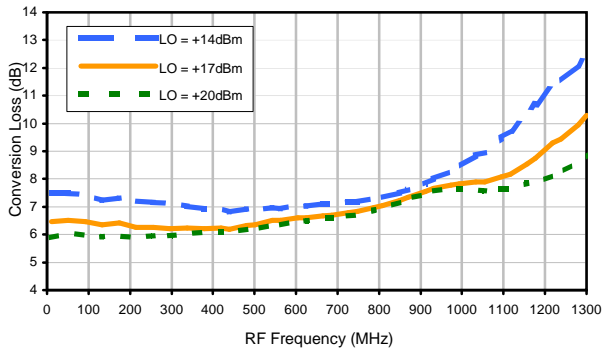


Frequency Mixer

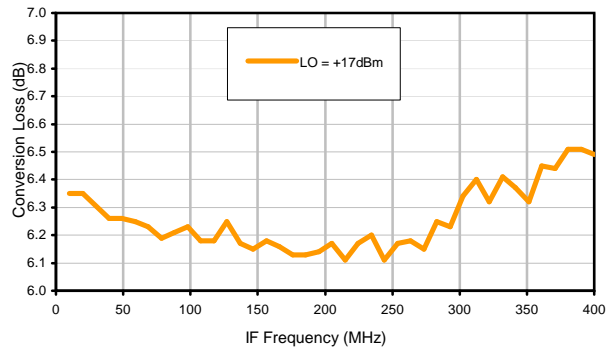
TUF-2HSM+

Typical Performance Curves

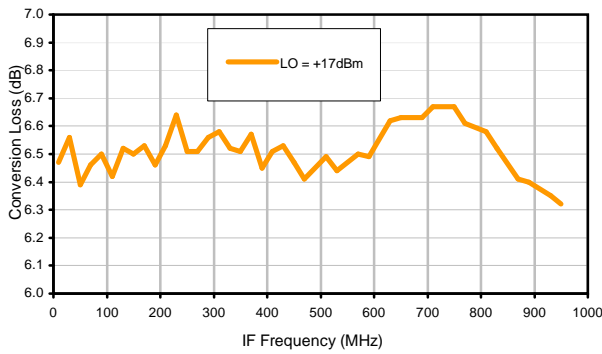
Conversion Loss @ IF=30MHz



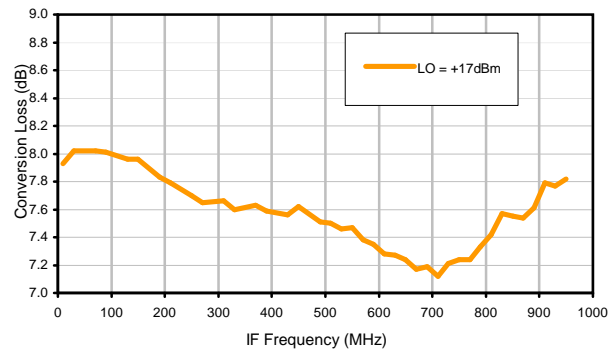
Conversion Loss vs. IF @ RF=500.1MHz



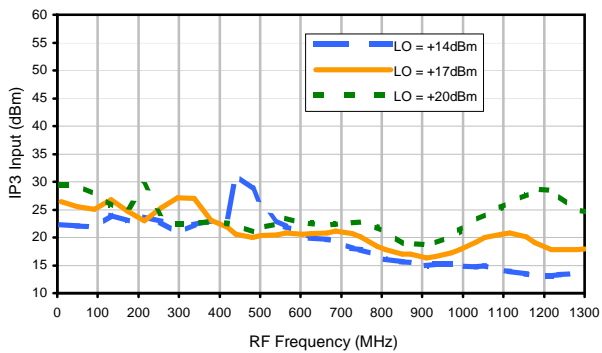
Conversion Loss vs. IF @ RF=50.1MHz



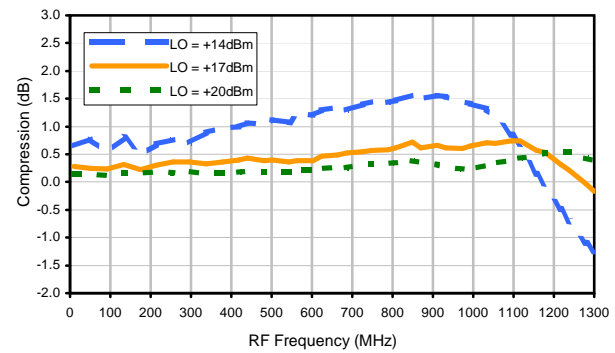
Conversion Loss vs. IF @ RF=1000.1MHz



IP3 Input

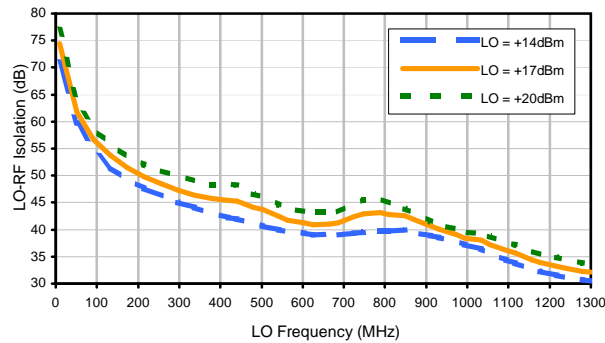


Compression @ RF IN=+14dBm

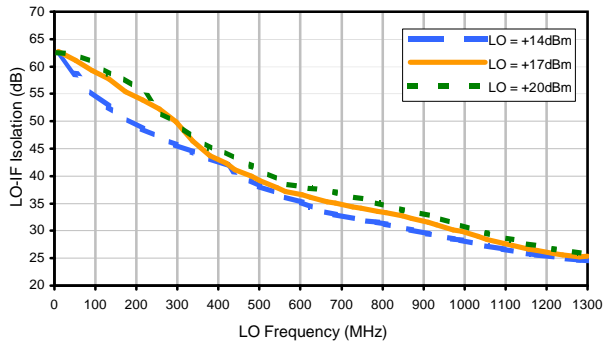


Typical Performance Curves

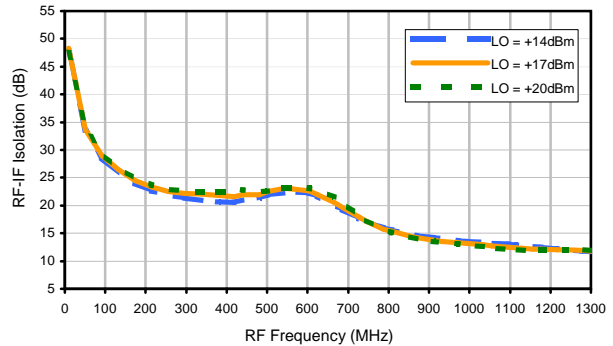
LO-RF Isolation



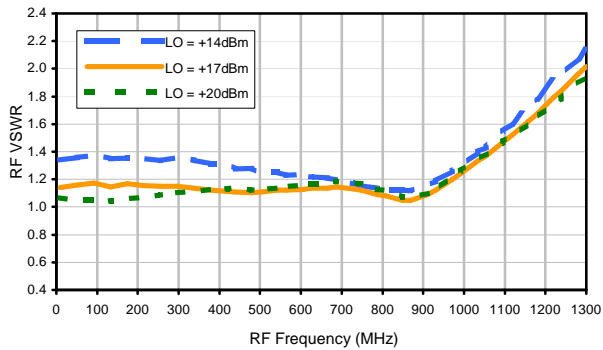
LO-IF Isolation



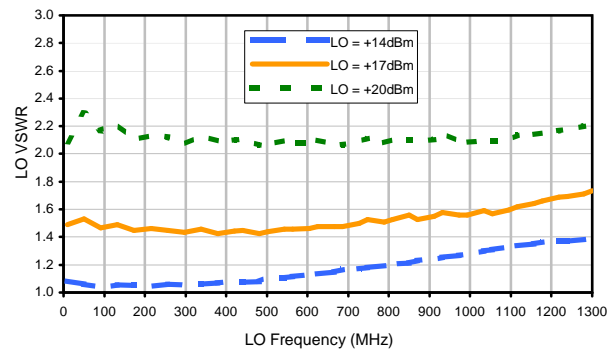
RF-IF Isolation



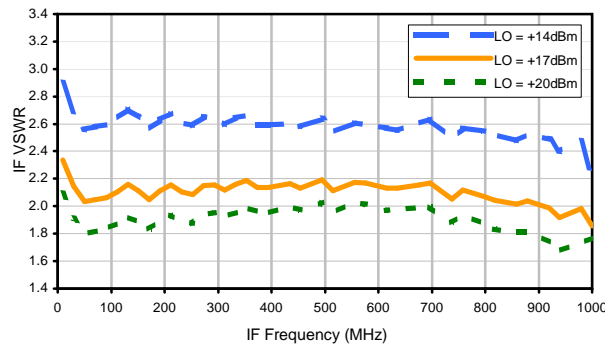
RF VSWR



LO VSWR



IF VSWR



Harmonics Tables

RF HARMONICS ORDER

	(-dBm)	(-dBc)										
0	-	-	14	31	16	30	40	39	33	36	41	56
1	-	16	+0	23	13	32	28	37	38	32	41	36
2	90	59	51	54	50	61	48	58	84	75	59	57
3	>100	64	52	77	51	63	50	68	56	71	65	64
4	>100	80	>93	82	89	87	86	84	>93	89	86	92
5	>100	>93	86	87	83	87	80	83	79	88	86	>93
6	>100	>93	>93	>93	>93	>93	>93	>93	>93	>93	93	>93
7	>100	>93	>93	>93	>93	>93	>93	>93	>93	>93	>93	>93
8	>100	>93	>93	>93	>93	>93	>93	>93	>93	>93	>93	>93
9	>100	>93	>93	>93	>93	>93	>93	>93	>93	>93	>93	>93
10	>100	>93	>93	>93	>93	>93	>93	>93	>93	>93	>93	>93
	RF CAL	0	1	2	3	4	5	6	7	8	9	10

LO HARMONICS ORDER

Test conditions: RF IN: 500.1 MHz; -1.00 dBm.
 LO IN: 530.01 MHz; +17.00 dBm
 IF OUT: 29.91 MHz; -7.4 dBm

RF HARMONICS ORDER

	(-dBm)	(-dBc)										
0	-	-	25	44	29	48	53	50	55	48	64	69
1	-	16	+0	25	13	32	28	41	45	40	52	41
2	74	58	46	52	43	64	42	55	65	66	56	59
3	>100	49	37	52	38	46	37	58	50	52	51	48
4	>100	65	65	66	60	61	59	64	56	64	77	77
5	>100	83	53	60	50	62	49	56	48	68	55	70
6	>100	83	80	73	75	72	69	72	69	71	68	77
7	>100	77	86	80	65	66	62	68	62	65	61	73
8	>100	91	97	89	89	85	81	86	77	81	76	79
9	>100	91	93	92	90	82	75	72	70	73	71	72
10	>100	91	94	96	>103	101	96	>103	85	99	83	86
	RF CAL	0	1	2	3	4	5	6	7	8	9	10

LO HARMONICS ORDER

Test conditions: RF IN: 500.1 MHz; 9.00 dBm.
 LO IN: 530.01 MHz; +17.00 dBm
 IF OUT: 29.91 MHz; 2.61 dBm

- Notes: 1. All Harmonics are in (dBc) relative to IF OUTPUT.
 2. + entry denotes harmonics are in (dBc) above IF OUTPUT.
 3. RF Cal represent the Harmonics level of the RF input signal to the mixer.

REV. X2
 TUF-2HSM+
 100818
 Page 3 of 3



IF/RF MICROWAVE COMPONENTS • ISO 9001 ISO 14001 AS 9100 CERTIFIED • RoHS compliant
 P.O. Box 350166, Brooklyn, New York 11235-0006 (718) 934-4500 Fax (718) 332-4661



The Design Engineers Search Engine finds the model you need, Instantly • For detailed performance specs & shopping online see minicircuits.com