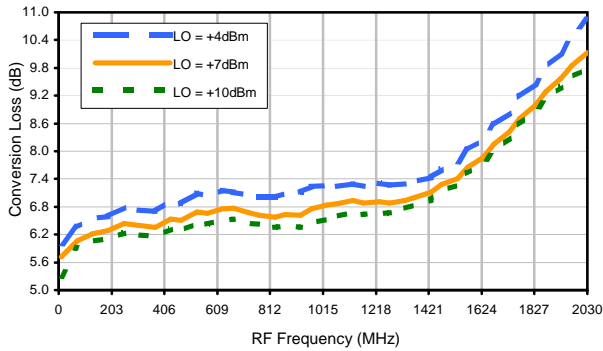


Frequency Mixer

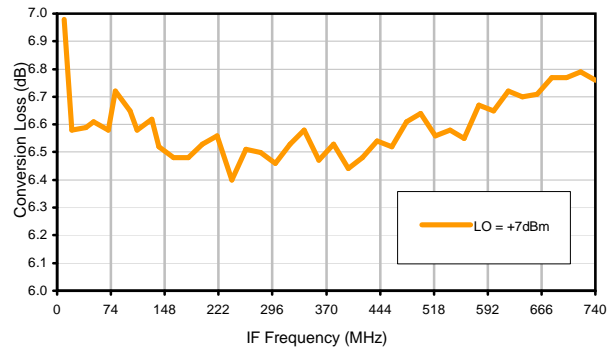
TUF-5XSM+

Typical Performance Curves

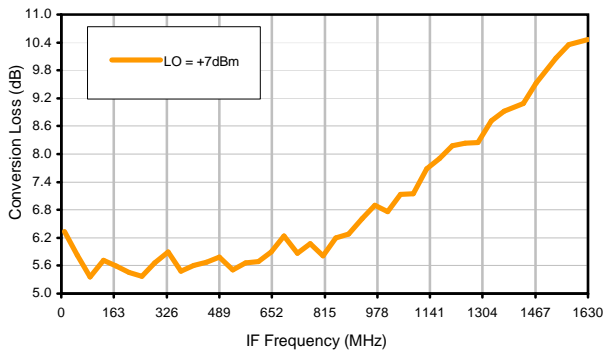
Conversion Loss @ IF=30MHz



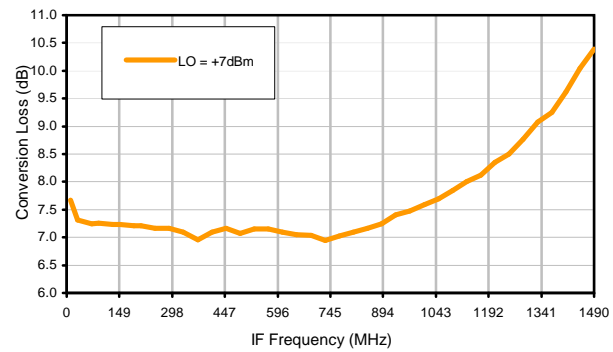
Conversion Loss vs. IF @ RF=750.1MHz



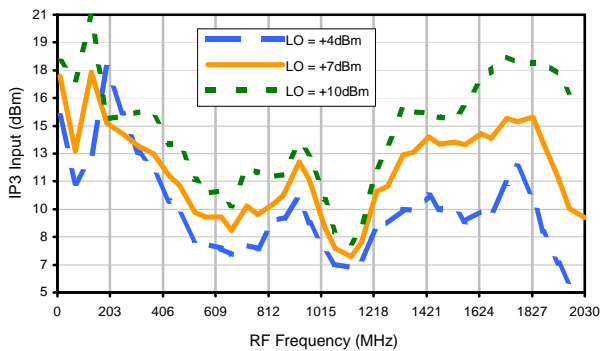
Conversion Loss vs. IF @ RF=10.1MHz



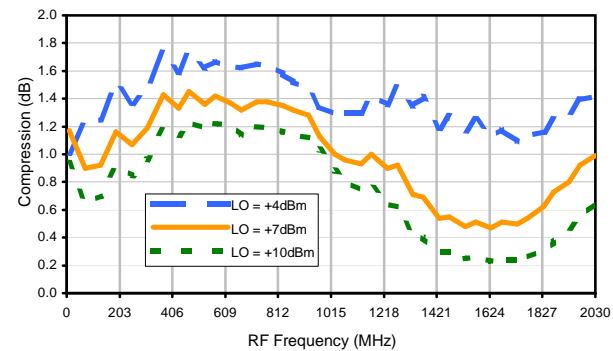
Conversion Loss vs. IF @ RF=1500.1MHz



IP3 Input

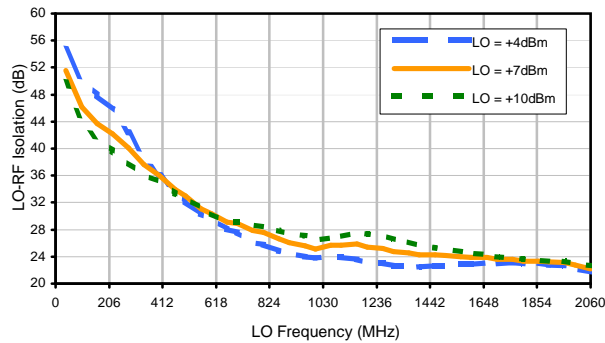


Compression @ RF IN=+1dBm

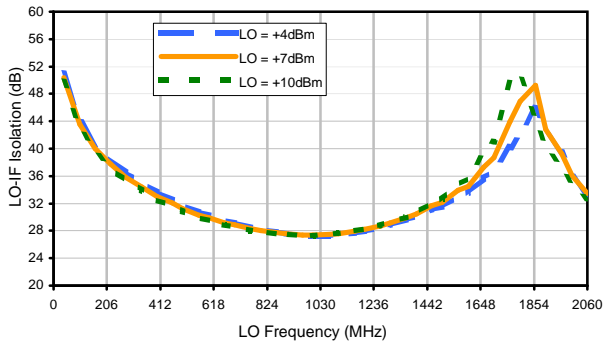


Typical Performance Curves

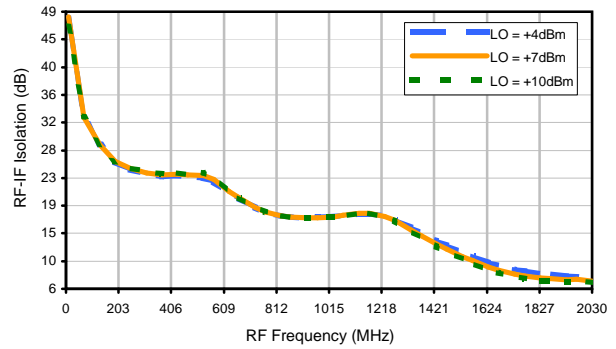
LO-RF Isolation



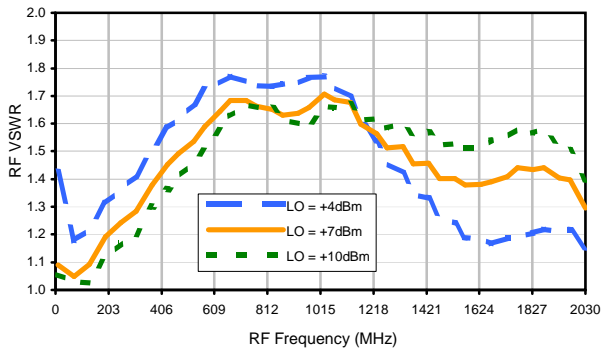
LO-IF Isolation



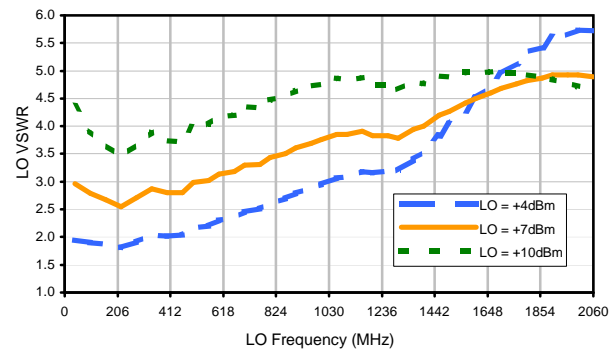
RF-IF Isolation



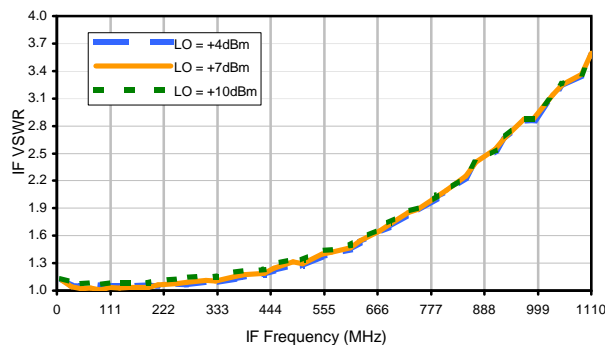
RF VSWR



LO VSWR



IF VSWR



Harmonics Tables

RF HARMONICS ORDER

	(-dBm)	(-dBc)										
0	-	-	1	10	20	24	14	30	29	41	38	50
1	-	12	+0	39	17	28	31	40	38	40	48	44
2	78	52	54	45	51	59	52	53	44	56	50	57
3	>90	62	61	>69	59	>69	67	60	>69	66	66	64
4	>90	>69	>69	>69	>69	>69	>69	>69	>69	>69	>69	>69
5	>90	>69	>69	>69	>69	>69	>69	>69	>69	>69	>69	>69
6	>90	>69	>69	>69	>69	>69	>69	>69	>69	>69	>69	>69
7	>90	>69	>69	>69	>69	>69	>69	>69	>69	>69	>69	>69
8	>90	>69	>69	>69	>69	>69	>69	>69	>69	>69	>69	>69
9	>90	>69	>69	>69	>69	>69	>69	>69	>69	>69	>69	>69
10	>90	>69	>69	>69	>69	>69	>69	>69	>69	>69	>69	>69
RF CAL	0	1	2	3	4	5	6	7	8	9	10	

LO HARMONICS ORDER

Test conditions: RF IN: 750.1 MHz; -14.00 dBm.
 LO IN: 780.1 MHz; +7.00 dBm
 IF OUT: 30 MHz; -20.69 dBm

RF HARMONICS ORDER

	(-dBm)	(-dBc)										
0	-	-	10	20	28	38	28	48	50	65	59	63
1	-	11	+0	36	17	33	35	43	47	52	65	64
2	58	52	49	43	46	52	56	51	41	54	54	65
3	>90	40	40	59	39	54	51	45	54	57	57	58
4	>90	71	71	55	59	51	58	65	60	61	53	64
5	>90	72	>79	72	64	65	56	77	63	59	74	69
6	>90	76	78	>79	76	66	76	61	70	73	69	71
7	>90	>79	>79	>79	>79	>79	73	78	67	76	73	74
8	>90	>79	>79	>79	>79	>79	>79	>79	>79	76	>79	>79
9	>90	>79	>79	>79	>79	>79	>79	>79	>79	>79	>79	>79
10	>90	>79	>79	>79	>79	>79	>79	>79	>79	>79	>79	>79
RF CAL	0	1	2	3	4	5	6	7	8	9	10	

LO HARMONICS ORDER

Test conditions: RF IN: 750.1 MHz; -4.00 dBm.
 LO IN: 780.1 MHz; +7.00 dBm
 IF OUT: 30 MHz; -10.75 dBm

- Notes: 1. All Harmonics are in (dBc) relative to IF OUTPUT.
 2. + entry denotes harmonics are in (dBc) above IF OUTPUT.



ISO 9001 ISO 14001 AS 9100 CERTIFIED

P.O. Box 350188, Brooklyn, New York 11235-0003 (718) 934-4500 Fax (718) 332-4851 For detailed performance specs & shopping online see Mini-Circuits web site



The Design Engineers Search Engine Provides ACTUAL Data Instantly From MIN-CIRCUITS At: www.minicircuits.com

IF/RF MICROWAVE COMPONENTS

