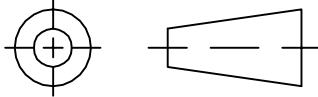


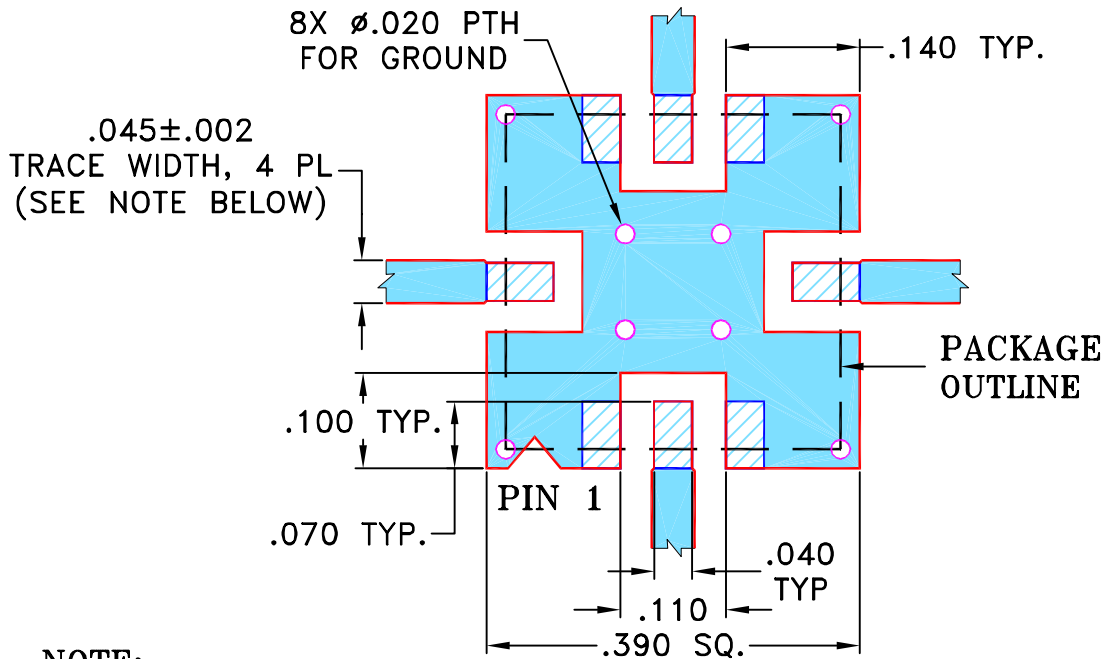
THIRD ANGLE PROJECTION



REVISIONS

REV	ECN No.	DESCRIPTION	DATE	DR	AUTH
OR	M91524	NEW RELEASE (FROM RAVON)	08/04	RZ	HH
OR	R56458	NEW RELEASE (FROM RAVON)	08/04	RZ	HH
A	M102713	ADDED "...WITH SMOBC"	01/12/06	GF	IL

**SUGGESTED MOUNTING CONFIGURATION
FOR GP731 CASE STYLE, pk PIN CONNECTION.**



NOTE:

1. TRACE WIDTH IS SHOWN FOR FR4 WITH DIELECTRIC THICKNESS .025"±.002"; COPPER: 1/2 OZ. EACH SIDE.
FOR OTHER MATERIALS TRACE WIDTH MAY NEED TO BE MODIFIED.
2. BOTTOM SIDE OF THE PCB IS CONTINUOUS GROUND PLANE.



DENOTES PCB COPPER LAYOUT WITH SMOBC (SOLDER MASK OVER BARE COPPER)



DENOTES COPPER LAND PATTERN FREE OF SOLDER MASK

UNLESS OTHERWISE SPECIFIED

INITIALS

DATE

DIMENSIONS ARE IN INCHES

DRAWN RZ (RAVON) 26 AUG 04

TOLERANCES ON:

CHECKED RZ (RAVON) 26 AUG 04

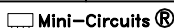
2 PL DECIMALS ±

APPROVED HH (RAVON) 26 AUG 04

3 PL DECIMALS ± .005

ANGLES ±

FRACTIONS ±



THIS DOCUMENT AND ITS CONTENTS ARE THE PROPERTY OF MINI-CIRCUITS. EXCEPT FOR USE EXPRESSLY GRANTED, IN WRITING, TO ITS VENDORS, VENDEE AND THE UNITED STATES GOVERNMENT, MINI-CIRCUITS RESERVES ALL PROPRIETARY DESIGN, USE, MANUFACTURING AND REPRODUCTION RIGHTS THERETO. THESE CONTENTS SHALL NOT BE USED, DUPLICATED OR DISCLOSED TO ANY OUTSIDE PARTY, IN WHOLE OR IN PART, WITHOUT WRITTEN PERMISSION OF MINI-CIRCUITS.

ASHEETA1.DWG REV:A DATE:01/12/95



Mini-Circuits®

13 Neptune Avenue
Brooklyn NY 11235

PL, pk, GP731, MVA, TB-286

SIZE
A

CODE IDENT
15542

DRAWING NO:
98-PL-154

REV:
A

FILE: 98PL154

SCALE: 5:1

SHEET: 1 OF 1