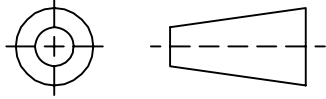


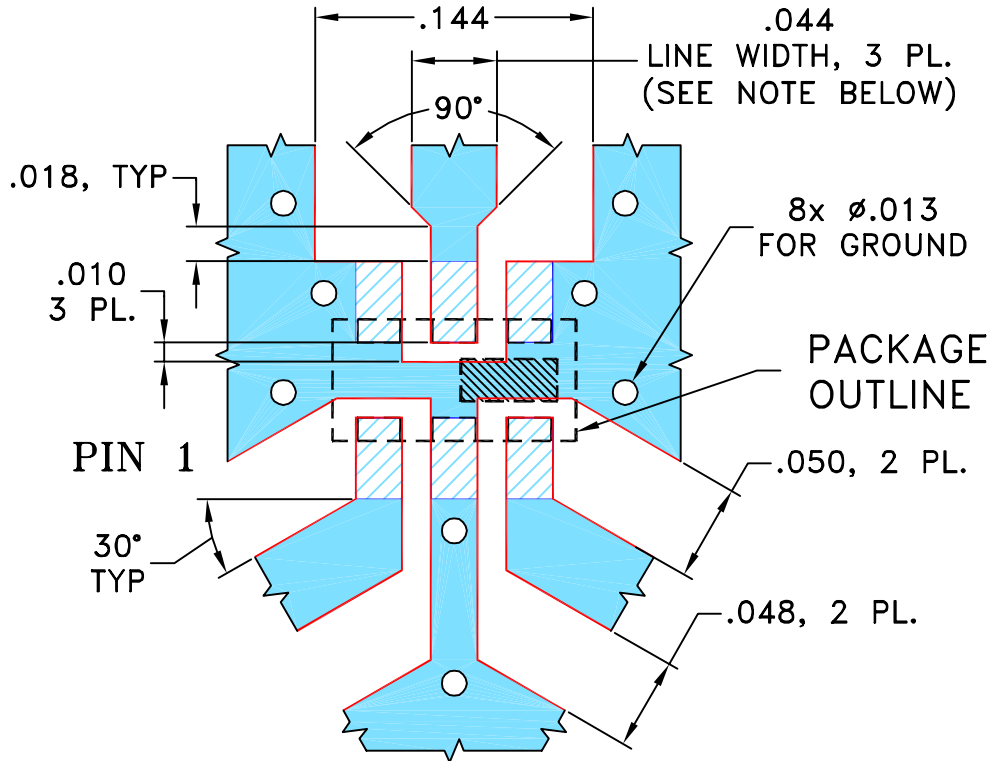
THIRD ANGLE PROJECTION



REVISIONS

| REV OR | ECN No. | DESCRIPTION | DATE     | DR | AUTH |
|--------|---------|-------------|----------|----|------|
|        | M143029 | NEW RELEASE | 08/21/13 | AV | CH   |
|        |         |             |          |    |      |
|        |         |             |          |    |      |


**SUGGESTED MOUNTING CONFIGURATION  
FOR FV1206-1 CASE STYLE, "06DP01" PIN CODE**



- NOTE:**
- TRACE WIDTH IS SHOWN FOR ROGERS RO4350B WITH DIELECTRIC THICKNESS .020" ± .0015". COPPER: 1/2 OZ. EACH SIDE. FOR OTHER MATERIALS TRACE WIDTH MAY NEED TO BE MODIFIED.
  - BOTTOM SIDE OF THE PCB IS CONTINUOUS GROUND PLANE.



DENOTES PCB COPPER LAYOUT WITH SMOBC (SOLDER MASK OVER BARE COPPER).



DENOTES COPPER LAND PATTERN FREE OF SOLDER MASK

UNLESS OTHERWISE SPECIFIED

INITIALS

DATE

DIMENSIONS ARE IN INCHES

DRAWN

AV

08/20/13

TOLERANCES ON:

CHECKED

IL

08/21/13

2 PL DECIMALS ± .005

APPROVED

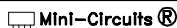
CH

08/21/13

3 PL DECIMALS ± .005

ANGLES ± 1°

FRACTIONS ±



THIS DOCUMENT AND ITS CONTENTS ARE THE PROPERTY OF MINI-CIRCUITS. EXCEPT FOR USE EXPRESSLY GRANTED, IN WRITING, TO ITS VENDORS, VENDEE AND THE UNITED STATES GOVERNMENT, MINI-CIRCUITS RESERVES ALL PROPRIETARY DESIGN, USE, MANUFACTURING AND REPRODUCTION RIGHTS THERETO. THESE CONTENTS SHALL NOT BE USED, DUPLICATED OR DISCLOSED TO ANY OUTSIDE PARTY, IN WHOLE OR IN PART, WITHOUT WRITTEN PERMISSION OF MINI-CIRCUITS.

ASHEETA1.DWG REV:A DATE:01/12/95



**Mini-Circuits®**

13 Neptune Avenue  
Brooklyn NY 11235

**PL, 06DP01, FV1206-1, TB-706+**

SIZE  
A

CODE IDENT  
15542

DRAWING NO:  
98-PL-398

REV:  
OR

FILE: 98PL398

SCALE: 10:1

SHEET: 1 OF 1