

Coaxial High Pass Filter

BHP-25+

50Ω 27.5 to 800 MHz

Maximum Ratings

Operating Temperature	-55°C to 100°C
Storage Temperature	-55°C to 100°C
RF Power Input	0.5W max.

Permanent damage may occur if any of these limits are exceeded.

Features

- rugged shielded case
- other standard and custom BHP models available with wide selection of fco

Applications

- lab use
- transmitters/receivers
- radio communications



Generic photo used for illustration purposes only

CASE STYLE: FF55

Connectors	Model
BNC	BHP-25+

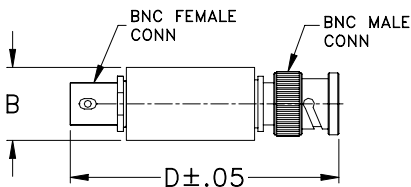
+RoHS Compliant

The +Suffix identifies RoHS Compliance. See our web site for RoHS Compliance methodologies and qualifications

High Pass Filter Electrical Specifications

STOPBAND (MHz)		fco (MHz) Nom.	PASSBAND (MHz)	VSWR (:1)	
(loss > 40 dB)	(loss > 20 dB)	(loss 3 dB)	(loss < 1 dB)	Stopband Typ.	Passband Typ.
DC-13	13-19	25	27.5-800	18	1.7

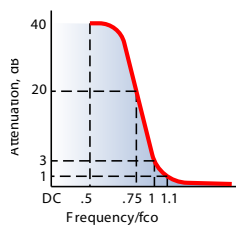
Outline Drawing



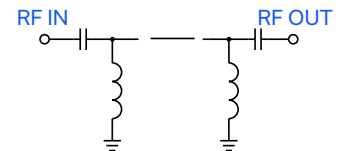
Outline Dimensions (inch/mm)

B	D	wt
.57	2.59	grams
14.47	65.79	40.0

typical frequency response

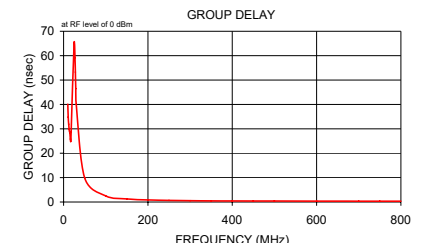
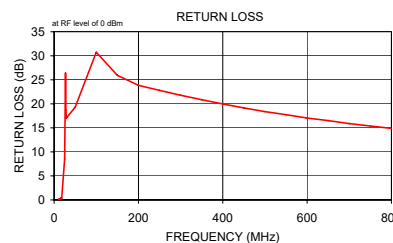
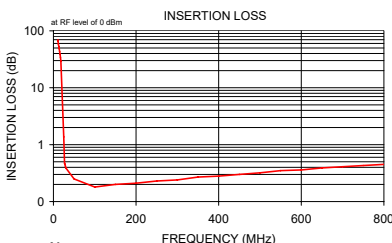


electrical schematic



Typical Performance Data

Frequency (MHz)	Insertion Loss (dB) \bar{x}	σ	Return Loss (dB)	Frequency (MHz)	Group Delay (nsec)
10.00	67.19	3.53	0.16	10.00	40.11
11.00	68.52	6.60	0.15	11.00	34.82
12.00	58.67	1.74	0.11	12.00	31.93
13.00	53.20	1.29	0.20	13.00	29.96
14.00	48.60	0.72	0.20	14.00	28.87
15.00	43.62	0.76	0.33	15.00	28.34
16.00	38.71	0.65	0.34	16.00	25.81
17.00	34.04	0.72	0.29	17.00	24.89
18.00	29.51	0.70	0.38	18.00	28.84
25.00	1.37	0.11	8.53	25.00	65.12
27.00	0.47	0.03	26.43	27.00	59.20
28.00	0.45	0.04	18.63	28.00	53.28
29.00	0.42	0.06	17.01	29.00	46.47
30.00	0.39	0.06	17.14	30.00	40.06
50.00	0.25	0.01	19.33	50.00	9.87
100.00	0.18	0.00	30.73	100.00	2.50
150.00	0.20	0.00	25.92	150.00	1.26
200.00	0.21	0.00	23.84	200.00	0.85
250.00	0.23	0.00	22.80	250.00	0.65
300.00	0.24	0.00	21.78	300.00	0.55
350.00	0.27	0.00	20.86	350.00	0.48
400.00	0.28	0.00	19.97	400.00	0.44
450.00	0.30	0.00	19.15	450.00	0.41
500.00	0.32	0.00	18.38	500.00	0.40
550.00	0.35	0.00	17.74	550.00	0.38
600.00	0.36	0.00	17.04	600.00	0.37
650.00	0.39	0.01	16.51	650.00	0.35
700.00	0.41	0.01	15.88	700.00	0.34
750.00	0.43	0.01	15.38	750.00	0.34
800.00	0.45	0.01	14.89	800.00	0.34



Notes

- Performance and quality attributes and conditions not expressly stated in this specification document are intended to be excluded and do not form a part of this specification document.
- Electrical specifications and performance data contained in this specification document are based on Mini-Circuit's applicable established test performance criteria and measurement instructions.
- The parts covered by this specification document are subject to Mini-Circuits standard limited warranty and terms and conditions (collectively, "Standard Terms"); Purchasers of this part are entitled to the rights and benefits contained therein. For a full statement of the Standard Terms and the exclusive rights and remedies thereunder, please visit Mini-Circuits' website at www.minicircuits.com/MCLStore/terms.jsp

