

Coaxial

Bandpass Filter

NON-CATALOG

BIF-30+



50Ω Constant Impedance 25 to 35 MHz

Maximum Ratings

Operating Temperature	-55°C to 100°C
Storage Temperature	-55°C to 100°C
RF Power Input	0.5W max.

Features

- low VSWR in pass & stopbands, 1.3:1 typ.
- rugged shielded case
- custom fo models available

Applications

- harmonic rejection
- lab use

CASE STYLE: FF55			
Connectors	Model	Price	Qty.
BNC	BIF-30+		Contact Sales Dept.

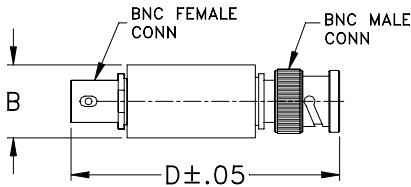
+ RoHS compliant in accordance with EU Directive (2002/95/EC)

The +Suffix has been added in order to identify RoHS Compliance. See our web site for RoHS Compliance methodologies and qualifications.

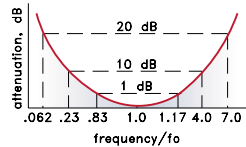
Bandpass Filter Electrical Specifications

MODEL NO.	CENTER FREQ. (MHz)	PASSBAND (MHz) (loss<1 dB)	STOPBANDS		VSWR, 1.3:1 Typ. TOTAL BAND (MHz)
			(loss > 10 dB) at MHz	(loss > 20 dB) at MHz	
BIF-30(+)	30	25-35	7 & 120	1.9 & 210	DC-330

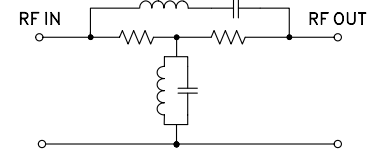
Outline Drawing



typical frequency response



Electrical Schematic

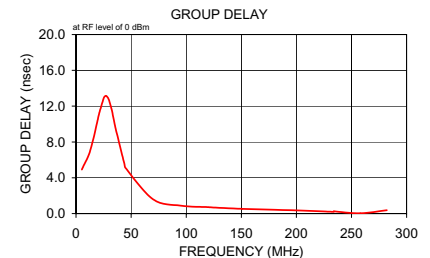
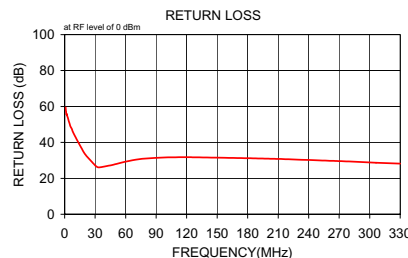
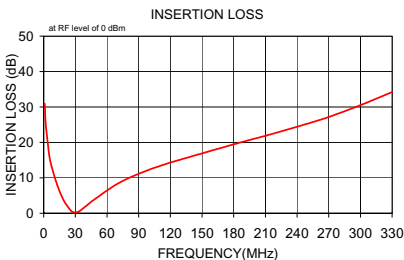


Outline Dimensions (inch/mm)

B	D	wt
.54	2.59	grams
13.72	65.79	40.0

Typical Performance Data

Frequency (MHz)	Insertion Loss (dB)		Return Loss (dB)	Frequency (MHz)	Group Delay (nsec)
	\bar{x}	σ			
1.0	30.97	0.1	59.5	5.3	4.911
1.2	29.52	0.1	57.9	7.0	5.392
1.4	28.29	0.1	57.1	8.0	5.612
1.5	27.23	0.1	56.5	12.0	6.685
1.7	26.25	0.1	56.0	16.0	8.448
1.9	25.40	0.1	55.5	20.0	10.612
2.0	24.95	0.1	55.8	21.0	11.190
5.3	16.33	0.1	49.5	25.0	12.864
7.0	13.88	0.1	47.5	26.0	13.075
8.0	12.64	0.1	46.0	27.3	13.145
12.0	8.66	0.1	41.6	28.8	12.980
16.0	5.59	0.1	37.4	30.0	12.639
20.0	3.10	0.1	33.5	31.0	12.237
26.0	0.66	0.1	29.6	32.3	11.647
28.7	0.26	0.1	28.0	33.8	10.775
31.0	0.25	0.1	26.7	35.0	10.047
33.7	0.55	0.1	26.1	36.0	9.449
44.0	2.99	0.1	27.1	44.0	5.471
45.0	3.25	0.1	27.2	45.0	5.093
70.0	8.33	0.1	30.4	70.0	1.581
95.0	11.72	0.1	31.5	95.0	0.883
120.0	14.33	0.1	31.8	120.0	0.718
121.0	14.43	0.1	31.8	121.0	0.703
180.0	19.47	0.1	31.2	150.8	0.518
210.0	21.85	0.1	30.8	180.3	0.428
211.0	21.93	0.1	30.8	210.0	0.305
258.6	26.09	0.2	29.8	233.8	0.196
282.4	28.52	0.2	29.3	234.0	0.244
306.2	31.23	0.3	28.7	258.0	0.031
330.0	34.20	0.4	28.2	282.0	0.378



Mini-Circuits®
ISO 9001 ISO 14001 CERTIFIED

ALL NEW
minicircuits.com

P.O. Box 350166, Brooklyn, New York 11235-0003 (718) 934-4500 Fax (718) 332-4661 For detailed performance specs & shopping online see Mini-Circuits web site



The Design Engineers Search Engine Provides ACTUAL Data Instantly From MINI-CIRCUITS At: www.minicircuits.com

RF/IF MICROWAVE COMPONENTS

REV. B
M108294
BIF-30+
070509