

Coaxial Bandpass Filter

NON-CATALOG

BIF-40+
BIF-40



50Ω Constant Impedance 35 to 49 MHz

Maximum Ratings

Operating Temperature	-55°C to 100°C
Storage Temperature	-55°C to 100°C
RF Power Input	0.5W max.

Features

- low VSWR in pass & stopbands, 1.3:1 typ.
- rugged shielded case
- custom to models available

Applications

- harmonic rejection
- lab use

CASE STYLE: FF55

Connectors	Model	Price	Qty.
BNC	BIF-40(+)		Contact Sales Dept.

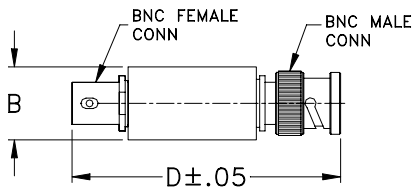
+ RoHS compliant in accordance with EU Directive (2002/95/EC)

The +Suffix identifies RoHS Compliance. See our web site for RoHS Compliance methodologies and qualifications.

Bandpass Filter Electrical Specifications

MODEL NO.	CENTER FREQ. (MHz)	PASSBAND (MHz) (loss < 1 dB)	STOPBANDS		VSWR, 1.3:1 Typ. TOTAL BAND (MHz)
			(loss > 10 dB) at MHz	(loss > 20 dB) at MHz	
BIF-40(+)	42	35-49	10 & 168	2.6 & 300	DC-400

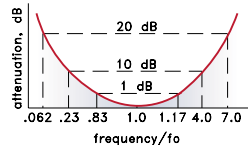
Outline Drawing



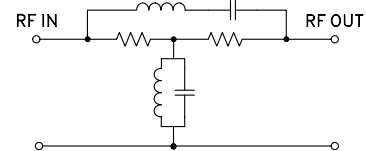
Outline Dimensions (inch/mm)

Parameter	Value	Unit
B	.54	inch
D	2.59	inch
wt	40.0	grams
B	13.72	mm
D	65.79	mm

typical frequency response

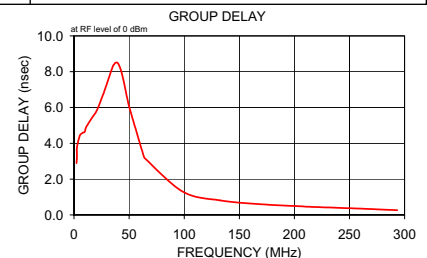
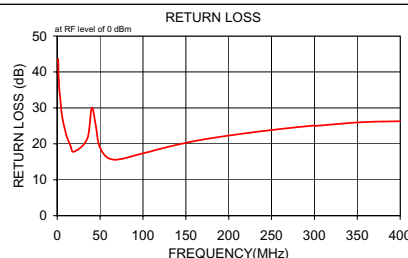


Electrical Schematic



Typical Performance Data

Frequency (MHz)	Insertion Loss (dB)		Return Loss (dB)	Frequency (MHz)	Group Delay (nsec)
	\bar{x}	σ			
1.0	31.97	0.1	43.7	2.3	2.895
1.3	29.62	0.1	41.1	2.6	3.319
1.6	27.72	0.1	39.1	2.7	3.755
2.0	26.20	0.1	37.6	5.2	4.422
2.3	24.90	0.1	36.1	7.5	4.574
2.6	23.77	0.1	34.9	9.9	4.649
3.0	22.54	0.1	33.7	11.0	4.904
5.3	17.56	0.1	28.5	16.1	5.402
7.7	14.41	0.1	25.3	20.9	5.852
10.0	12.05	0.1	23.0	26.2	6.700
11.0	11.21	0.1	22.2	27.1	6.840
15.3	8.20	0.1	19.5	35.1	8.288
19.7	5.92	0.1	17.8	36.3	8.399
35.0	0.86	0.1	21.4	37.6	8.498
40.3	0.23	0.1	30.0	39.6	8.488
44.7	0.31	0.1	25.5	41.7	8.249
50.0	0.88	0.1	18.9	43.2	7.937
65.0	3.17	0.1	15.6	45.4	7.393
99.3	7.37	0.2	17.3	47.0	6.910
133.7	10.43	0.2	19.4	48.7	6.395
168.0	12.93	0.3	21.1	50.4	5.956
212.0	15.76	0.3	22.7	63.1	3.323
256.0	18.46	0.4	24.0	64.2	3.167
300.0	21.25	0.5	25.1	98.9	1.296
301.0	21.32	0.5	25.0	132.6	0.812
320.8	22.67	0.6	25.4	168.9	0.599
340.60	24.13	0.7	25.8	207.7	0.474
360.40	25.67	0.9	26.1	211.3	0.462
380.20	27.40	1.1	26.2	255.6	0.363
400.00	29.24	1.4	26.3	293.4	0.264



Mini-Circuits®
ISO 9001 ISO 14001 CERTIFIED

ALL NEW
minicircuits.com

P.O. Box 350166, Brooklyn, New York 11235-0003 (718) 934-4500 Fax (718) 332-4661 For detailed performance specs & shopping online see Mini-Circuits web site



The Design Engineers Search Engine Provides ACTUAL Data Instantly From MINI-CIRCUITS At: www.minicircuits.com

RF/IF MICROWAVE COMPONENTS

REV. A
M98898
BIF-40
070509