

# Coaxial Bandpass Filter

NON-CATALOG

BIF-60+

50Ω Constant Impedance 50 to 70 MHz

### Maximum Ratings

Operating Temperature	-55°C to 100°C
Storage Temperature	-55°C to 100°C
RF Power Input	0.5W max.

### Features

- low VSWR in pass & stopbands, 1.3:1 typ.
- rugged shielded case
- custom to models available

### Applications

- harmonic rejection
- lab use



CASE STYLE: FF55			
Connectors	Model	Price	Qty.
BNC	BIF-60+	Contact Sales Dept.	

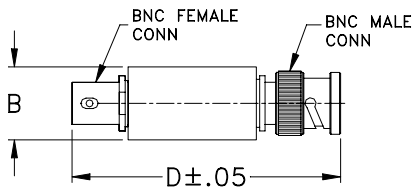
+ RoHS compliant in accordance with EU Directive (2002/95/EC)

The +Suffix has been added in order to identify RoHS Compliance. See our web site for RoHS Compliance methodologies and qualifications.

### Bandpass Filter Electrical Specifications

MODEL NO.	CENTER FREQ. (MHz)	PASSBAND (MHz) (loss < 1 dB)	STOPBANDS		VSWR, 1.3:1 Typ. TOTAL BAND (MHz)
			(loss > 10 dB) at MHz	(loss > 20 dB) at MHz	
BIF-60+	60	50-70	14 & 240	3.8 & 400	DC-500

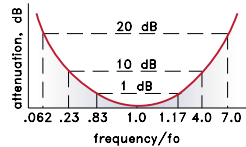
### Outline Drawing



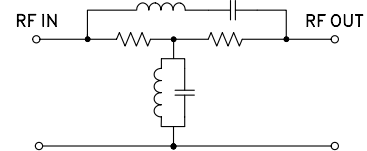
### Outline Dimensions (inch/mm)

B	D	wt
.54	2.59	grams
13.72	65.79	40.0

### typical frequency response

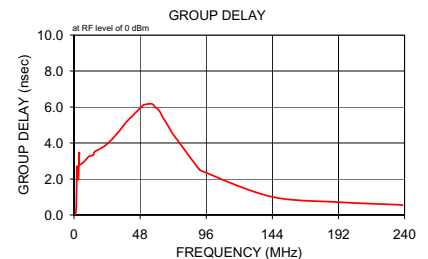
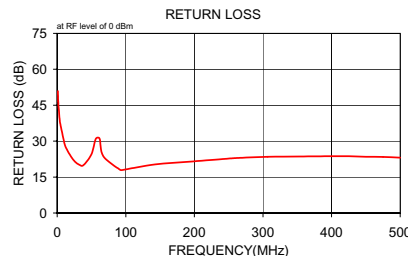


### Electrical Schematic



### Typical Performance Data

Frequency (MHz)	Insertion Loss (dB)		Return Loss (dB)	Frequency (MHz)	Group Delay (nsec)
	$\bar{x}$	$\sigma$			
1.0	35.25	0.1	50.9	1.0	0.036
1.6	31.45	0.1	46.7	1.6	0.385
2.1	28.84	0.1	43.8	2.1	2.704
2.7	26.81	0.1	41.8	2.7	2.564
3.2	25.18	0.1	40.0	3.2	1.978
3.8	23.80	0.1	38.6	3.8	3.449
4.0	23.37	0.1	37.9	3.9	2.820
10.7	14.83	0.1	29.0	7.3	2.963
14.0	12.40	0.1	26.6	10.7	3.244
20.0	9.15	0.1	23.6	14.0	3.331
26.0	6.66	0.1	21.4	15.0	3.511
32.0	4.65	0.1	20.2	22.8	3.863
38.0	3.00	0.1	19.9	30.5	4.455
50.0	0.75	0.1	24.5	38.2	5.190
56.4	0.27	0.1	31.0	38.9	5.236
61.9	0.26	0.1	31.0	50.4	6.121
67.3	0.54	0.0	23.7	51.3	6.127
92.0	3.08	0.1	18.0	54.0	6.168
94.0	3.30	0.1	17.9	56.9	6.165
142.7	7.76	0.1	20.3	58.9	6.001
191.3	11.04	0.1	21.4	62.0	5.775
240.0	13.71	0.2	22.5	64.2	5.461
260.0	14.71	0.2	22.9	67.6	5.045
306.7	17.09	0.2	23.5	70.0	4.715
353.3	19.45	0.3	23.6	71.2	4.566
400.0	22.02	0.5	23.7	90.7	2.549
425.0	23.50	0.6	23.7	92.3	2.464
450.0	25.09	0.6	23.5	142.1	1.039
475.0	26.76	0.8	23.4	190.5	0.715
500.0	28.43	0.9	23.1	238.5	0.552



**Mini-Circuits®**  
ISO 9001 ISO 14001 CERTIFIED

ALL NEW  
**minicircuits.com**

P.O. Box 350166, Brooklyn, New York 11235-0003 (718) 934-4500 Fax (718) 332-4661 For detailed performance specs & shopping online see Mini-Circuits web site



The Design Engineers Search Engine Provides ACTUAL Data Instantly From MINI-CIRCUITS At: [www.minicircuits.com](http://www.minicircuits.com)

RF/IF MICROWAVE COMPONENTS

REV. B  
M108294  
BIF-60+  
070226