



SURFACE MOUNT

Directional Coupler


DBTC-10-13L+

Mini-Circuits

50Ω 10 dB 5 to 1000 MHz

FEATURES

- Very Flat Coupling
- Very Broadband, Multi Octave
- Temperature Stable, LTCC Base
- All Welded Construction
- Leads Attached for Better Solderability
- Micro Miniature Coupler
- Aqueous Washable
- Protected by US Patents 6,140,887 & 6,784,521



Generic photo used for illustration purposes only

CASE STYLE: AT1030

+RoHS Compliant

The +Suffix identifies RoHS Compliance. See our website for methodologies and qualifications

APPLICATIONS

- VHF/UHF Receivers/Transmitters
- Cellular

ELECTRICAL SPECIFICATIONS AT +25°C

Parameter	Condition (MHz)	Min.	Typ.	Max.	Unit
Frequency Range		5		1000	MHz
Mainline Loss ¹	5-50		1.3	2.0	dB
	50-500		1.4	1.8	
	500-1000		1.6	2.0	
Nominal Coupling	5-1250		10.3±0.5		dB
Coupling Flatness	5-1250		±0.8		dB
Directivity	5-50	17	21		dB
	50-500	13	18		
	500-1000	10	15		
VSWR ²	5-1000		1.3		:1
Input Power	5-500			0.5	W
	500-1000			1.0	

1. Includes theoretical coupled power loss of 0.4 dB at 10 dB coupling.

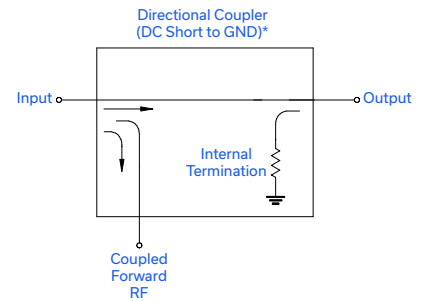
2. For coupled port VSWR above 500 MHz, 1.6:1 typ.

ABSOLUTE MAXIMUM RATINGS

Parameter	Ratings
Operating Temperature	-40°C to +85°C
Storage Temperature	-55°C to +100°C

Permanent damage may occur if any of these limits are exceeded.

ELECTRICAL SCHEMATIC



* Electrical schematic is for directional coupler with internal transformer(s) that routes DC from RF ports to ground.

Mini-Circuits

www.minicircuits.com P.O. Box 350166, Brooklyn, NY 11235-0003 (718) 934-4500 sales@minicircuits.com

REV. D
ECO-027296
DBTC-10-13L+
MCL NY
251010
PAGE 1 OF 3



SURFACE MOUNT

Directional Coupler

DBTC-10-13L+

Mini-Circuits

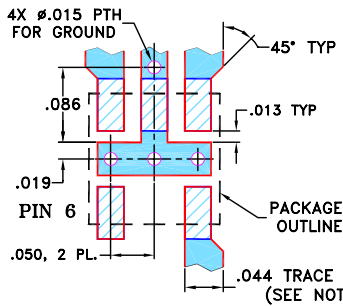
50Ω 10 dB 5 to 1000 MHz

PIN CONNECTIONS

INPUT	3
OUTPUT	4
COUPLED	1
GROUND	2
ISOLATE (DO NOT USE)	6

PRODUCT MARKING: N/A

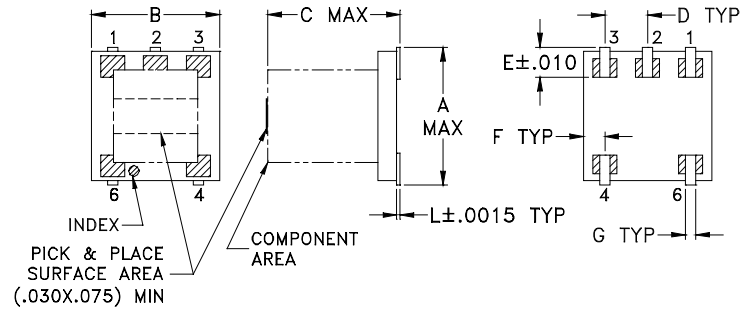
DEMO BOARD MCL P/N: TB-DBTC-10-13L+ SUGGESTED PCB LAYOUT (PL-150)



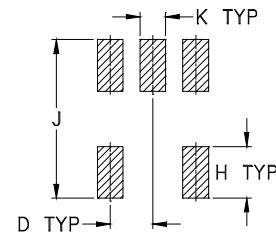
- NOTES: 1. TRACE WIDTH IS SHOWN FOR ROGERS RO4350B WITH DIELECTRIC THICKNESS $0.020" \pm 0.0015"$; COPPER: 1/2 OZ. EACH SIDE. FOR OTHER MATERIALS TRACE WIDTH MAY NEED TO BE MODIFIED.
2. BOTTOM SIDE OF THE PCB IS CONTINUOUS GROUND PLANE.

- DENOTES PCB COPPER LAYOUT WITH SMOBC (SOLDER MASK OVER BARE COPPER)
- DENOTES COPPER LAND PATTERN FREE OF SOLDER MASK

OUTLINE DRAWING



PCB Land Pattern



Suggested Layout,
Tolerance to be within $\square 002$

OUTLINE DIMENSIONS (Inches / mm)

A	B	C	D	E	F	G	H	J	K	L	wt
.166	.150	.155	.050	.037	.025	.012	.060	.184	.030	.004	grams
4.22	3.81	3.94	1.27	0.94	0.64	0.30	1.52	4.67	0.76	0.10	0.10

TAPE & REEL INFORMATION: F76



SURFACE MOUNT

Directional Coupler

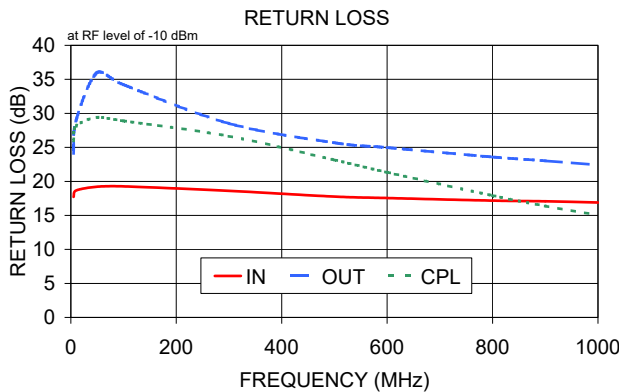
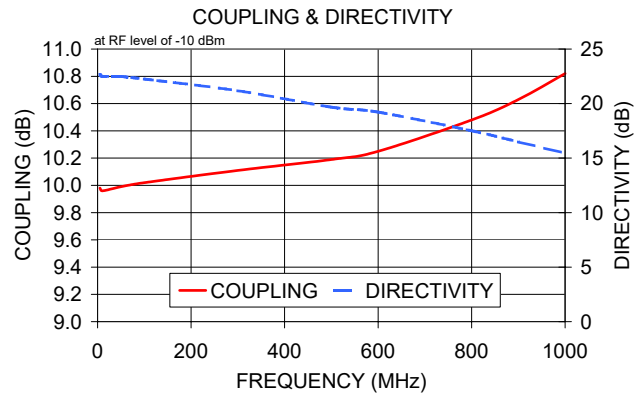
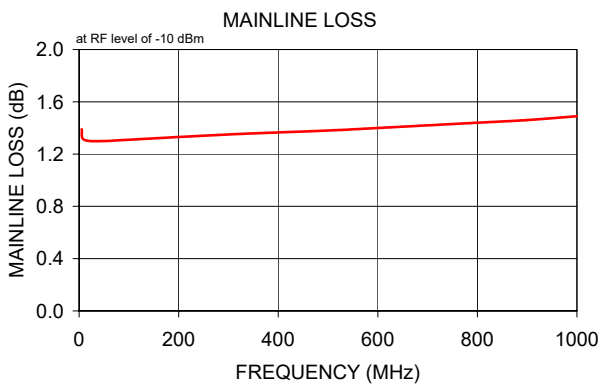
DBTC-10-13L+

Mini-Circuits

50Ω 10 dB 5 to 1000 MHz

TYPICAL PERFORMANCE DATA

Frequency (MHz)	Mainline Loss (dB)		Coupling (dB)	Directivity (dB)	Return Loss (dB)		
	In-Out	In-Cpl			In	Out	Cpl
5	1.39	9.98	22.65	17.72	24.12	25.96	
10	1.31	9.96	22.50	18.66	28.97	28.11	
50	1.30	9.99	22.49	19.21	35.99	29.42	
100	1.31	10.02	22.25	19.27	34.22	28.89	
300	1.35	10.11	21.18	18.61	28.51	26.63	
500	1.38	10.19	19.67	17.76	25.67	23.15	
600	1.40	10.25	19.22	17.56	24.97	21.33	
800	1.44	10.48	17.51	17.17	23.59	17.92	
900	1.46	10.63	16.49	17.08	23.03	16.39	
1000	1.49	10.82	15.45	16.89	22.42	15.06	



- NOTES**
- A. Performance and quality attributes and conditions not expressly stated in this specification document are intended to be excluded and do not form a part of this specification document.
 - B. Electrical specifications and performance data contained in this specification document are based on Mini-Circuit's applicable established test performance criteria and measurement instructions.
 - C. The parts covered by this specification document are subject to Mini-Circuits standard limited warranty and terms and conditions (collectively, "Standard Terms"); Purchasers of this part are entitled to the rights and benefits contained therein. For a full statement of the standard. Terms and the exclusive rights and remedies thereunder, please visit Mini-Circuits' website at www.minicircuits.com/terms/viewterm.html

