

# Ceramic Low Pass Filter

50Ω DC to 1350 MHz

## LFTC-1350+ LFTC-1350



### Maximum Ratings

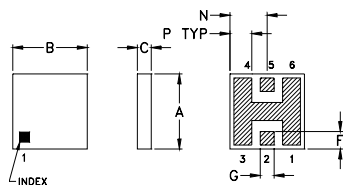
Operating Temperature	-55°C to 100°C
Storage Temperature	-55°C to 125°C

### Pin Connections

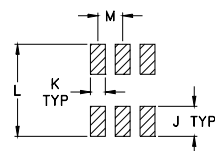
RF IN	2**
RF OUT	5**
GROUND	1,3,4,6

\*\* RF IN & RF OUT can be interchanged

### Outline Drawing



### PCB Land Pattern

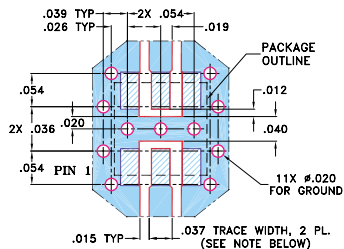


Suggested Layout,  
Tolerance to be within ±.002

### Outline Dimensions (inch)

A	B	C	D	E	F	G	H
.150	.150	.028	--	--	.035	.028	--
3.81	3.81	0.71	--	--	0.89	0.71	--
J	K	L	M	N	P	wt	
.060	.030	.184	.050	.075	.044	grams	
1.52	0.76	4.67	1.27	1.91	1.12	0.15	

### Demo Board MCL P/N: TB-233 Suggested PCB Layout (PL-112)



- NOTES: 1. TRACE WIDTH IS SHOWN FOR ROGERS RO4350B WITH DIELECTRIC THICKNESS 0.020" ± 0.0015"; COPPER: 1/2 OZ. EACH SIDE. FOR OTHER MATERIALS TRACE WIDTH MAY NEED TO BE MODIFIED.  
2. BOTTOM SIDE OF THE PCB IS CONTINUOUS GROUND PLANE.  
■ DENOTES PCB COPPER LAYOUT WITH SMOBC (SOLDER MASK OVER BARE COPPER)  
■ DENOTES COPPER LAND PATTERN FREE OF SOLDER MASK

### Features

- miniature size, 0.15"X0.15"X0.028"
- low profile, 0.028" height
- excellent power handling, 15W
- hermetically sealed

### Applications

- harmonic rejection
- internal rejection
- receivers & transmitters

CASE STYLE: FR933  
PRICE: \$3.75 ea. QTY. (10-49)

+ RoHS compliant in accordance with EU Directive (2002/95/EC)

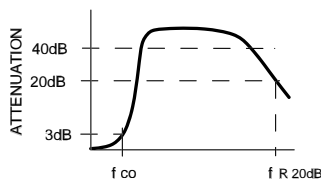
The +Suffix identifies RoHS Compliance. See our web site for RoHS Compliance methodologies and qualifications.

### Electrical Specifications (T<sub>AMB</sub>=25°C)

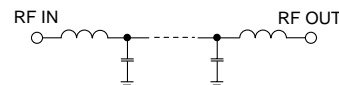
PASSBAND (MHz)	f <sub>co</sub> , MHz Nom.	STOP BAND (MHz)		VSWR (:1) Passband	POWER INPUT* (W)	MARKING	NO. OF SECTIONS
(loss < 1 dB)	(loss 3 dB)	( > 20 dB)	(loss > 40 dB)	Typ.			
Typ.	Typ.	fr20 dB	Typ.	Typ.			
DC-1350	1550	2100	2700-4000	7000	1.2	15	LF1

\* Derate linearly to 7W at 100°C ambient.

### typical frequency response

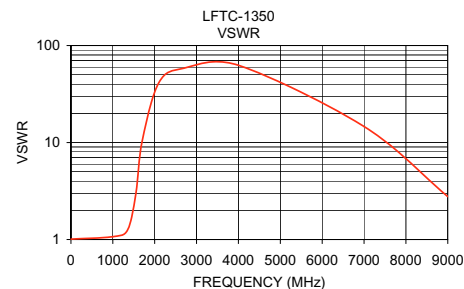
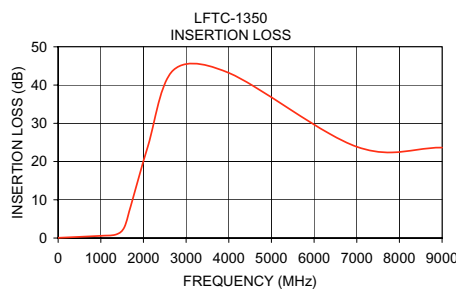


### electrical schematic



### Typical Performance Data at 25°C

Frequency (MHz)	Insertion Loss (dB)	VSWR (:1)
1.00	0.06	1.01
1000.00	0.57	1.07
1350.00	0.91	1.25
1550.00	2.76	2.96
1700.00	8.24	10.25
2100.00	23.80	41.48
2700.00	43.89	58.41
4000.00	43.19	62.68
7000.00	23.87	14.62
9000.00	23.66	2.77



**Mini-Circuits®**  
ISO 9001 ISO 14001 CERTIFIED

ALL NEW  
minicircuits.com

P.O. Box 350166, Brooklyn, New York 11235-0003 (718) 934-4500 Fax (718) 332-4661 For detailed performance specs & shopping online see Mini-Circuits web site



The Design Engineers Search Engine Provides ACTUAL Data Instantly From MINI-CIRCUITS At: [www.minicircuits.com](http://www.minicircuits.com)

RF/IF MICROWAVE COMPONENTS

REV. J  
M102713  
LFTC-1350  
EDB-020405  
AD/YB/CP  
061229