

Ceramic Low Pass Filter

50Ω DC to 2000 MHz

LFTC-2000+ LFTC-2000



Maximum Ratings

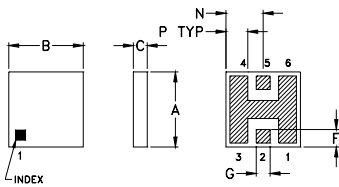
Operating Temperature	-55°C to 100°C
Storage Temperature	-55°C to 125°C

Pin Connections

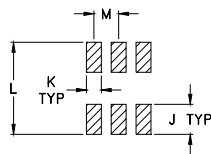
RF IN	2**
RF OUT	5**
GROUND	1,3,4,6

** RF IN & RF OUT can be interchanged

Outline Drawing



PCB Land Pattern

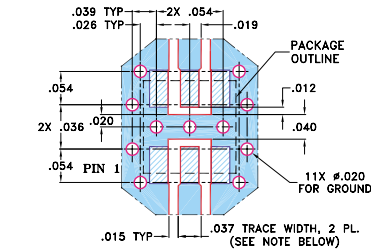


Suggested Layout,
Tolerance to be within ±.002

Outline Dimensions (inch/mm)

A	B	C	D	E	F	G	H
.150	.150	.028	--	--	.035	.028	--
3.81	3.81	0.71	--	--	0.89	0.71	--
J	K	L	M	N	P	wt	
.060	.030	.184	.050	.075	.044	grams	
1.52	0.76	4.67	1.27	1.91	1.12	0.15	

Demo Board MCL P/N: TB-233
Suggested PCB Layout (PL-112)



- NOTES: 1. TRACE WIDTH IS SHOWN FOR ROGERS RO4350B WITH DIELECTRIC THICKNESS 0.020" ± 0.0015"; COPPER: 1/2 OZ. EACH SIDE. FOR OTHER MATERIALS TRACE WIDTH MAY NEED TO BE MODIFIED.
2. BOTTOM SIDE OF THE PCB IS CONTINUOUS GROUND PLANE.
■ DENOTES PCB COPPER LAYOUT WITH SMOBC (SOLDER MASK OVER BARE COPPER)
■ DENOTES COPPER LAND PATTERN FREE OF SOLDER MASK

Features

- miniature size, 0.15"X0.15"X0.028"
- low profile, 0.028" height
- excellent power handling, 10W
- hermetically sealed

Applications

- harmonic rejection
- internal rejection
- receivers & transmitters

CASE STYLE: FR933
PRICE: \$3.75 ea. QTY. (10-49)

+ RoHS compliant in accordance with EU Directive (2002/95/EC)

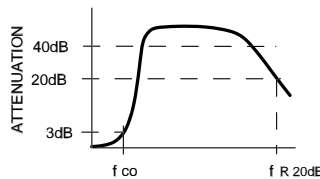
The +Suffix identifies RoHS Compliance. See our web site for RoHS Compliance methodologies and qualifications.

Electrical Specifications (T_{AMB}=25°C)

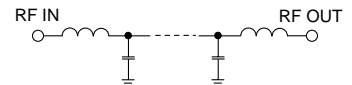
PASSBAND (MHz)	f _{co} , MHz Nom.	STOP BAND (MHz)		fr20 dB	VSWR (:1) Passband	POWER INPUT* (W)	MARKING	NO. OF SECTIONS
(loss < 1 dB)	(loss 3 dB)	(> 20 dB)	(loss > 40 dB)	Typ.	Typ.			
DC-2000	2430	3450	4500-5500	8000	1.2	10	LF8	7

* Derate linearly to 4W at 100°C ambient.

typical frequency response

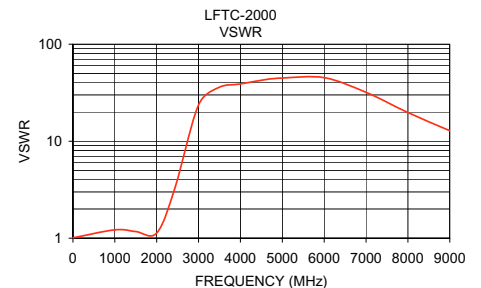
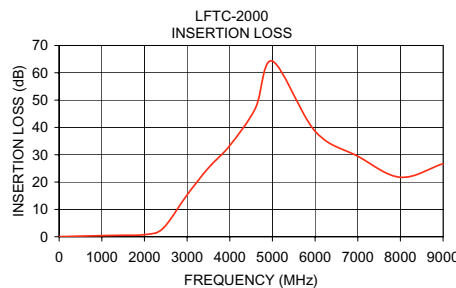


electrical schematic



Typical Performance Data at 25°C

Frequency (MHz)	Insertion Loss (dB)	VSWR (:1)
1.00	0.04	1.01
1000.00	0.39	1.22
1500.00	0.53	1.17
2000.00	0.77	1.13
2430.00	2.98	3.23
3000.00	15.33	23.65
3500.00	25.15	36.03
4000.00	33.38	38.95
4600.00	46.96	43.22
5000.00	64.27	44.76
6000.00	38.59	45.25
7000.00	29.45	31.94
8000.00	21.74	19.74
9000.00	26.73	12.84



Mini-Circuits®
ISO 9001 ISO 14001 CERTIFIED

ALL NEW
minicircuits.com

P.O. Box 350166, Brooklyn, New York 11235-0003 (718) 934-4500 Fax (718) 332-4661 For detailed performance specs & shopping online see Mini-Circuits web site



The Design Engineers Search Engine Provides ACTUAL Data Instantly From MINI-CIRCUITS At: www.minicircuits.com

RF/IF MICROWAVE COMPONENTS

REV. F
M102713
LFTC-2000
EDB-020614
AD/YB/CP
061229