

High IP3

# Frequency Mixer

NON-CATALOG

MCA-272FH+

Level 17 (LO Power+17 dBm) 2500 to 2720 MHz



CASE STYLE: DZ883

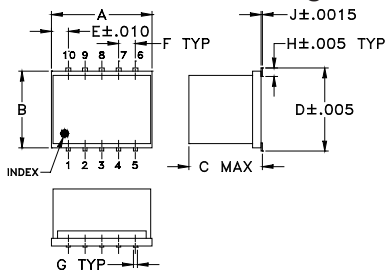
## Maximum Ratings

Operating Temperature	-55°C to 100°C
Storage Temperature	-55°C to 100°C
LO & RF Power	19 dBm

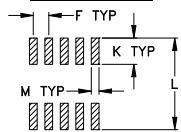
## Pin Connections

LO	10
RF	5
IF	3
GROUND	1,2,4,6,7,8,9

## Outline Drawing



### PCB Land Pattern

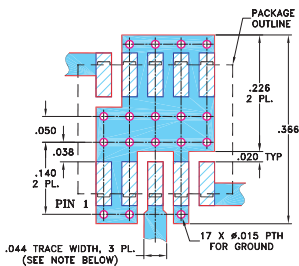


Suggested L layout,  
Tolerance to be within ±.002

## Outline Dimensions (inch/mm)

A	B	C	D	E	F	G	
.30	.250	.190	.266	.050	.050	.012	
7.62	6.35	4.83	6.76	1.27	1.27	0.30	
H	J	K	L	M		wt	
.029	.004	.085	.296	.030		grams	
0.74	0.10	2.16	7.52	0.76		0.5	

## Demo Board MCL P/N: TB-144 Suggested PCB Layout (PL-045)



NOTES: 1. TRACE WIDTH IS SHOWN FOR ROGERS RO4350B WITH DIELECTRIC THICKNESS .020" ± .0015"; COPPER: 1/2 OZ. EACH SIDE. FOR OTHER MATERIALS TRACE WIDTH MAY NEED TO BE MODIFIED.  
2. BOTTOM SIDE OF THE PCB IS CONTINUOUS GROUND PLANE.

- DENOTES PCB COPPER LAYOUT WITH SMOBC (SOLDER MASK OVER BARE COPPER)
- DENOTES COPPER LAND PATTERN FREE OF SOLDER MASK

Notes  
A. Performance and quality attributes and conditions not expressly stated in this specification document are intended to be excluded and do not form a part of this specification document.  
B. Electrical specifications and performance data contained in this specification document are based on Mini-Circuit's applicable established test performance criteria and measurement instructions.  
C. The parts covered by this specification document are subject to Mini-Circuits standard limited warranty and terms and conditions (collectively, "Standard Terms"); Purchasers of this part are entitled to the rights and benefits contained therein. For a full statement of the Standard Terms and the exclusive rights and remedies thereunder, please visit Mini-Circuits' website at [www.minicircuits.com/MCLStore/terms.jsp](http://www.minicircuits.com/MCLStore/terms.jsp)

## Features

- high IP3, 30 dBm typ.
- good L-R isolation, 32 dB typ.
- excellent 1 dB compression
- industry standard foot print
- LTCC design for excellent temperature stability performance repeatability and small size
- aqueous washable
- double balanced mixer
- protected by US Patent 6,959,180

## Applications

- WiMAX
- line of sight links
- satellite communications
- broadband radio service

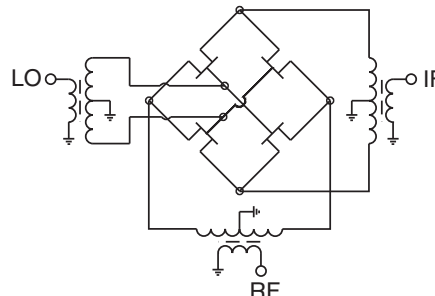
## Electrical Specifications (T<sub>AMB</sub> = -55°C to 100°C)

FREQUENCY (MHz)			IP3 (dBm)	RF in at 1 dB compr. (dBm)	CONVERSION LOSS (dB)	LO-RF ISOLATION (dB)	LO-IF ISOLATION (dB)
RF	LO	IF	Typ.	Min.	Typ. Max.	Typ. Min.	Typ. Min.
2500-2720	2030-2250	130-670	30	15	7.6 9.1	32 25	24 18

## Typical Performance Data

Frequency (MHz)		Conversion Loss (dB)	Isolation L-R (dB)	Isolation L-I (dB)	VSWR RF Port (:1)	VSWR LO Port (:1)	IP3 (dBm)
RF	LO	LO +17dBm	LO +17dBm	LO +17dBm	LO +17dBm	LO +17dBm	LO +17dBm
2500.10	2030.10	7.44	31.80	24.28	1.45	5.21	29.91
2510.10	2040.10	7.49	31.37	24.19	1.48	4.68	30.17
2520.10	2050.10	7.45	31.17	24.04	1.50	4.16	30.56
2530.10	2060.10	7.54	31.28	24.22	1.52	3.69	30.73
2540.10	2070.10	7.57	31.35	24.41	1.53	3.27	30.73
2550.10	2080.10	7.59	31.51	24.69	1.55	2.90	30.21
2560.10	2090.10	7.53	32.08	24.75	1.56	2.57	29.88
2570.10	2100.10	7.53	32.68	24.95	1.58	2.29	29.67
2580.10	2110.10	7.58	32.92	25.10	1.59	2.08	29.49
2590.10	2120.10	7.57	32.83	25.00	1.61	1.90	29.45
2600.10	2130.10	7.51	32.85	24.56	1.62	1.77	29.84
2620.10	2150.10	7.69	33.16	24.39	1.63	1.67	29.60
2630.10	2160.10	7.70	33.29	24.77	1.63	1.69	29.72
2640.10	2170.10	7.77	33.48	24.71	1.62	1.76	29.69
2650.10	2180.10	7.85	33.73	24.90	1.63	1.87	30.03
2660.10	2190.10	7.89	33.75	24.90	1.64	2.03	30.28
2670.10	2200.10	7.85	33.48	25.01	1.66	2.23	30.71
2680.10	2210.10	7.83	33.51	24.86	1.68	2.48	31.27
2690.10	2220.10	7.88	33.77	24.95	1.69	2.72	30.75
2720.10	2250.10	8.02	35.03	25.80	1.71	3.49	29.59

## Electrical Schematic



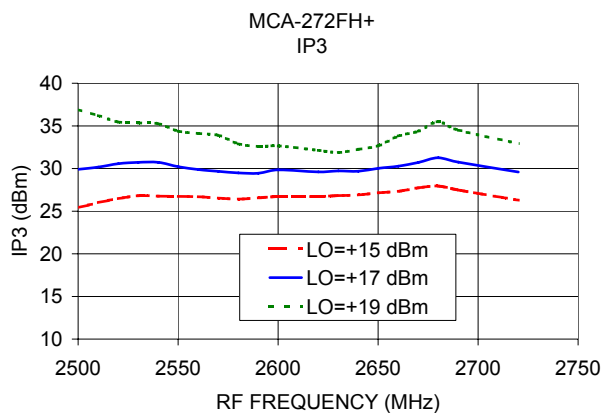
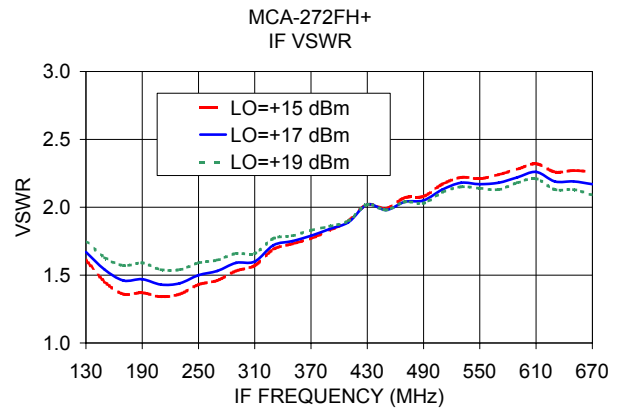
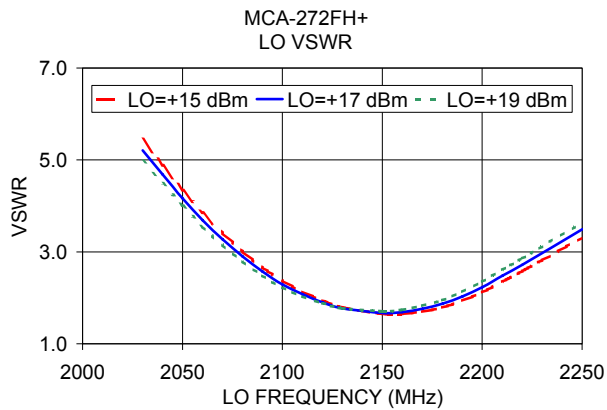
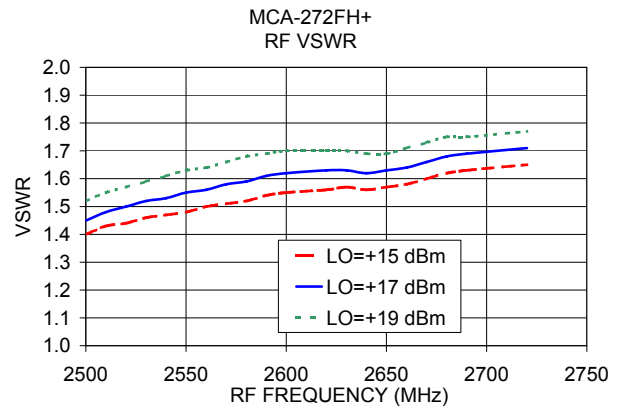
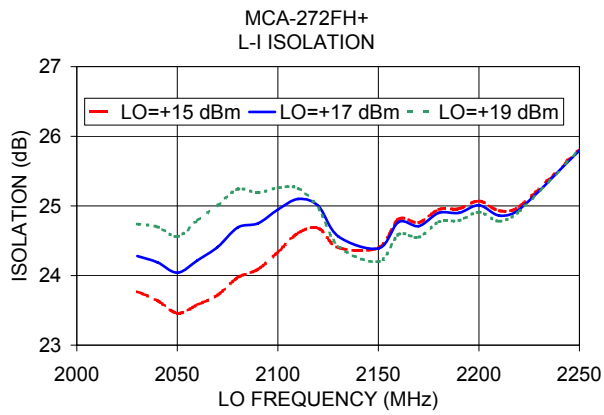
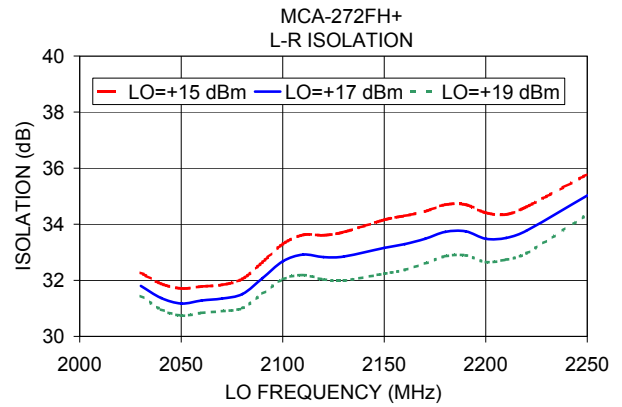
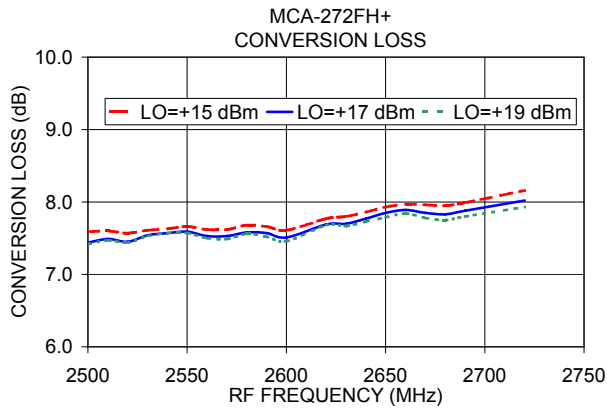
REV. B  
M160892  
MCA-272FH+  
ED-13249/1  
WL/CP/AM  
171204



# NON-CATALOG

## Performance Charts

## MCA-272FH+



### Notes

- A. Performance and quality attributes and conditions not expressly stated in this specification document are intended to be excluded and do not form a part of this specification document.
- B. Electrical specifications and performance data contained in this specification document are based on Mini-Circuit's applicable established test performance criteria and measurement instructions.
- C. The parts covered by this specification document are subject to Mini-Circuits standard limited warranty and terms and conditions (collectively, "Standard Terms"); Purchasers of this part are entitled to the rights and benefits contained therein. For a full statement of the Standard Terms and the exclusive rights and remedies thereunder, please visit Mini-Circuits' website at [www.minicircuits.com/MCLStore/terms.jsp](http://www.minicircuits.com/MCLStore/terms.jsp)

