

Wide Dynamic Range

USB Smart Power Sensor

PWR-4GHS

50Ω -30 dBm to +20 dBm, 9 kHz to 4000 MHz

The Big Deal

- Measure power levels down to -30 dBm
- Fast Measurement rate: 30 ms
- Cost effective power measurements
- USB control with full software support



CASE STYLE: JL1504

Typical Applications

- Turn any Windows or Linux PC into a Power Meter
- Lab & benchtop testing
- Signal level calibration in production test systems
- Power monitoring in remote installations / base-stations
- Bluetooth / Wi-Fi / 4G bands covered

Model No.	Description
PWR-6GHS	USB smart Power Sensor

Included Accessories

PWR-SEN-4GHS	Power Sensor Head
USB-CBL+	USB cable (See Ordering Information)

FC, CE, UK & RoHS Compliant
 See our web site for RoHS Compliance methodologies and qualifications

Product Overview

Mini-Circuits' PWR-4GHS is a low cost compact sensor-head that turns any PC with a USB port into an average power meter for CW (continuous waveform) signals. The sensor has a 50 dB input dynamic range allowing measurement of RF powers down to -30 dBm, over 9 kHz to 4000 MHz.

The USB HID interface is "plug & play" compatible, meaning no driver installation is required. Full software support is provided, including our user-friendly GUI application for Windows and a full API with programming instructions for Windows and Linux environments (both 32-bit and 64-bit systems).

Download from <http://www.minicircuits.com/softwaredownload/pm.html>

Key Features

Feature	Advantages
Low power measurement @ 30 ms speed	Accurate and fast power measurements @ 30 ms all the way down to -30 dBm facilitates test applications with high loss and rapid power variations
Automatic measurement compensation	Power measurements are automatically adjusted by the sensor to maintain accuracy with variations in the ambient temperature and across the bandwidth of the sensor
No User calibration required	Accurate power measurements can commence as soon as the sensor is connected since it does not require any zero or reference measurements
Excellent impedance match	Input VSWR of 1.10:1 typ reduces measurement errors due to impedance mismatch

Trademarks: Windows is a registered trademark of Microsoft Corporation in the United States and other countries. Linux is a registered trademark of Linus Torvalds. Pentium is a registered trademark of Intel Corporation. Neither Mini-Circuits nor the Mini-Circuits PWR-series power sensors are affiliated with or endorsed by the owners of the above referenced trademarks

Mini-Circuits and the Mini-Circuits logo are registered trademarks of Scientific Components Corporation.



www.minicircuits.com P.O. Box 350166, Brooklyn, NY 11235-0003 (718) 934-4500 sales@minicircuits.com

Rev. G
 ECO-012404
 EDR-10382
 PWR-4GHS
 MCIL
 220322
 Page 1 of 5

Electrical Specifications (CW)¹, -30 dBm to +20 dBm, 9kHz to 4000 MHz

Parameter	Freq. Range (MHz)	Min.	Typ.	Max.	Units	
Dynamic Range ²	0.009 - 4000	-30	-	+20	dBm	
VSWR	0.009 - 4000	-	1.10	1.40	:1	
Uncertainty of Power Measurement @ 25°C	@ -30 to +5 dBm	0.009 - 1000	-	± 0.05	± 0.35	dB
		1000 - 4000	-	± 0.05	± 0.30	dB
	@ +5 to +12 dBm	0.009 - 1000	-	± 0.05	± 0.30	dB
		1000 - 4000	-	± 0.05	± 0.25	dB
	@ +12 to +20 dBm	0.009 - 1000	-	± 0.05	± 0.30	dB
		1000 - 4000	-	± 0.10	± 0.35	dB
Uncertainty of Power Measurement @ 0°C to 50°C	@ -30 to +5 dBm	0.009 - 1000	-	± 0.10	-	dB
		1000 - 4000	-	± 0.10	-	dB
	@ +5 to +12 dBm	0.009 - 1000	-	± 0.10	-	dB
		1000 - 4000	-	± 0.10	-	dB
	@ +12 to +20 dBm	0.009 - 1000	-	± 0.10	-	dB
		1000 - 4000	-	± 0.10	-	dB
Linearity @ 25°C	0.009 - 4000	-	± 1.5	-	%	
Measurement Resolution	0.009 - 4000	0.01	-	-	dB	
Averaging Range	0.009 - 4000	1	-	999	-	
Measurement Speed	@ Low Noise Mode	0.009 - 4000	-	100	-	msec
	@ Faster Mode		-	30	-	
Current (via host USB)	0.009 - 4000	-	40	70	mA	

¹ All specifications apply to continuous wave (CW) signals.

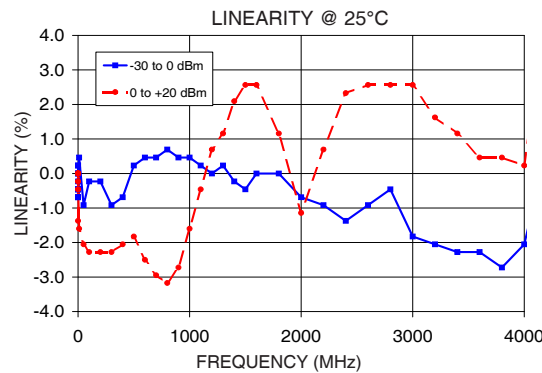
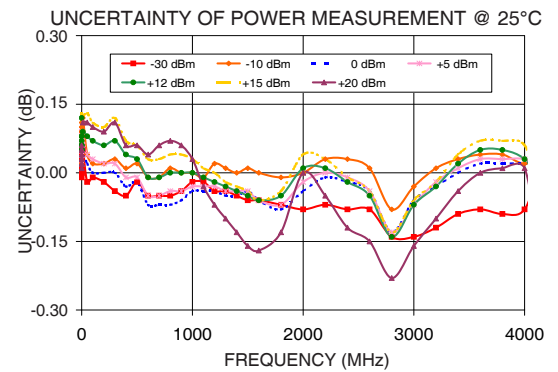
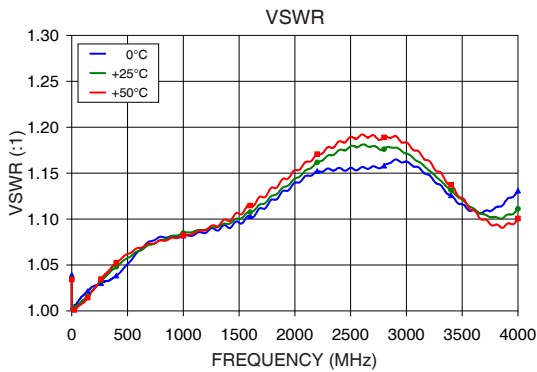
² Maximum continuous safe operational power limit: +23 dBm. Performance is guaranteed up to +20 dBm.

Absolute Maximum Ratings

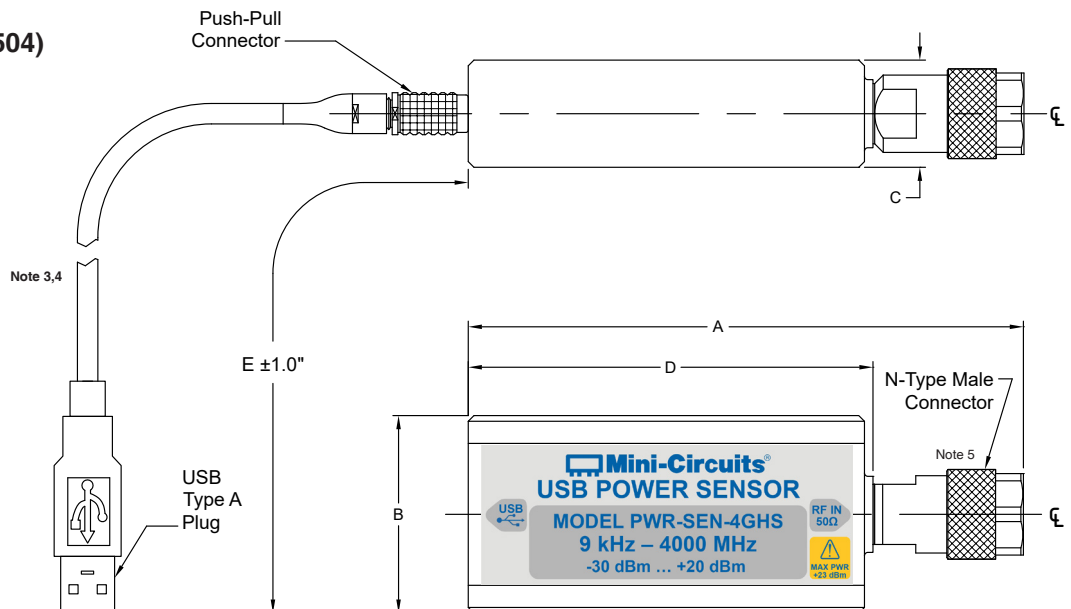
Parameter	Ratings
Operating Temperature	0°C to 50°C
Storage Temperature	-30°C to 70°C
DC Voltage at RF port	4V
CW Power	+25dBm

Permanent damage may occur if any of these limits are exceeded. Operating in the range between operating power limits and absolute maximum ratings for extended periods of time may result in reduced life and reliability.

Typical Performance Curves



Outline Drawing (JL1504)



Outline Dimensions (inch/mm)

A	B	C	D	E	WT. GRAMS
4.89	1.74	.95	3.50	81.9	250
124.2	44.2	24.1	88.9	2080	

- ³ Power sensor to be used with the supplied control cable only.
- ⁴ Length shown for USB-CBL+. USB-CBL-2+ length is :15.2 in / 385 mm
- ⁵ Maximum torque 8 in-lb (90 N-cm).

Software & Documentation Download:

- Mini-Circuits' full software and support package including user guide, Windows GUI, DLL files, programming manual and examples can be downloaded free of charge from <http://www.minicircuits.com/softwaredownload/pm.html>.
- Please contact testsolutions@minicircuits.com for support

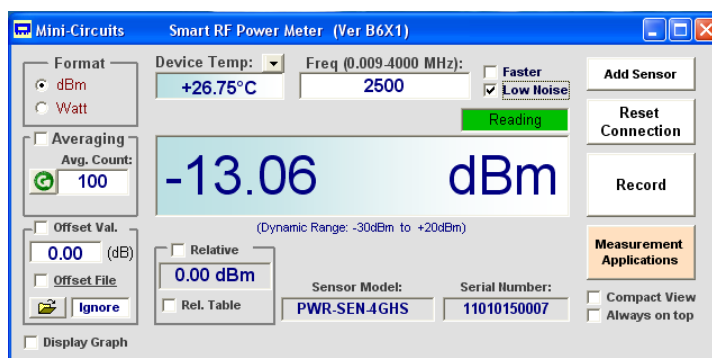
Minimum System Requirements

Parameter	Requirements	
Interface	USB HID	
System requirements	GUI:	Windows 32 & 64 bit systems from Windows 98 up to Windows 10
	USB API (ActiveX & .Net)	Windows 32 & 64 bit systems with ActiveX or .Net support from Windows 98 up to Windows 10
	USB direct programming support	Linux, Windows systems from Windows 98 up to Windows 10
Hardware	Pentium® II or higher, RAM 256 MB	
Control cable (supplied)	Power sensor to be used with the supplied USB cable only	

Graphical User Interface (GUI) for Windows

Key Features:

- Set compensation frequency and monitor power measurement
- Configure measurement offsets and relative power readings
- Set measurement mode (speed and averaging)
- Control multiple power sensors at once
- Schedule data recording
- Guided measurements for a variety of applications (characterizing a two port device, power monitoring, etc.)



Application Programming Interface (API)

Windows Support:



- API DLL files exposing the full power sensor functionality See programming manual at https://www.minicircuits.com/softwaredownload/Prog_Manual-4-Power_Meter.pdf for details
 - ActiveX COM DLL file for creation of 32-bit programs
 - .Net library DLL file for creation of 32 / 64-bit programs
- Supported by most common programming environments (refer to application note [AN-49-001](#) for summary of tested environments)

Linux Support:

- Full power sensor control in a Linux environment is achieved by way of USB interrupt commands. See programming manual at https://www.minicircuits.com/softwaredownload/Prog_Manual-4-Power_Meter.pdf for details

Ordering Information

Model	Description
PWR-4GHS	USB <i>Smart</i> Power Sensor

Included Accessories	Part No.	Description
	PWR-SEN-4GHS	Power Sensor Head
	USB-CBL+ ⁶	6.6 ft data cable with USB Type-A plug connector

⁶ Power sensor to be used with the supplied control cable only.

Optional Accessories	Description
USB-CBL+ (spare)	6.6 ft data cable with USB Type-A plug connector
USB-CBL-2+	15 in data cable with USB Type-A plug connector
NF-SM50+	N-Type Female to SMA Male Adapter
NF-SF50+	N-Type Female to SMA Female Adapter
NF-BM50+	N-Type Female to BNC Male Adapter

Calibration	Description
CALSEN-4GHS	Calibration Service Click Here

Additional Notes

- A. Performance and quality attributes and conditions not expressly stated in this specification document are intended to be excluded and do not form a part of this specification document.
- B. Electrical specifications and performance data contained in this specification document are based on Mini-Circuit's applicable established test performance criteria and measurement instructions.
- C. The parts covered by this specification document are subject to Mini-Circuits standard limited warranty and terms and conditions (collectively, "Standard Terms"); Purchasers of this part are entitled to the rights and benefits contained therein. For a full statement of the Standard Terms and the exclusive rights and remedies thereunder, please visit Mini-Circuits' website at www.minicircuits.com/MCLStore/terms.jsp