

SMA/BNC

Adaptenuator

NON-CATALOG

SF-BM-6+

50Ω 0.5W 6dB DC to 2000 MHz

Maximum Ratings

Operating Temperature -55°C to 100°C

Storage Temperature -55°C to 150°C

Permanent damage may occur if any of these limits are exceeded.

Features

- improved interface matching
- wideband, DC to 2000 MHz, useable to 4000 MHz
- excellent VSWR, 1.1:1 typ.
- excellent flatness, ±0.1dB typ.
- rugged unibody construction



CASE STYLE: DJ870

Connectors	Model
Conn1 SMA-Female	Conn2 BNC-Male
SF-BM-6+	

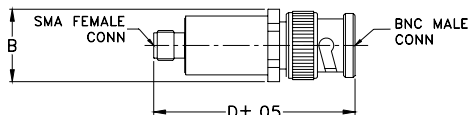
+RoHS Compliant

The +Suffix identifies RoHS Compliance. See our web site for RoHS Compliance methodologies and qualifications

Applications

- instrumentation
- provides attenuation and connector type change
- minimizes hardware

Outline Drawing



Electrical Specifications

FREQ. (MHz)	ATTENUATION (dB)						VSWR (:1)						MAX. INPUT POWER (W)	
	Flatness*													
	DC-500 MHz		DC-1000 MHz		DC-2000 MHz		DC-500 MHz		DC-1000 MHz		DC-2000 MHz			
f_L-f_U	Nom.	Typ.	Max.	Typ.	Max.	Typ.	Max.	Typ.	Max.	Typ.	Max.	Typ.	Max.	
DC-2000	6±0.3	0.05	0.15	0.10	0.20	0.15	0.25	1.1	1.2	1.1	1.2	1.2	1.25	0.5

*Flatness defined as peak to peak attenuation over band divided by 2.

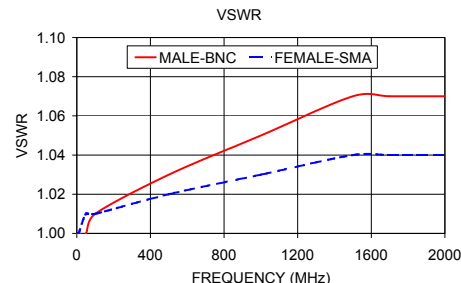
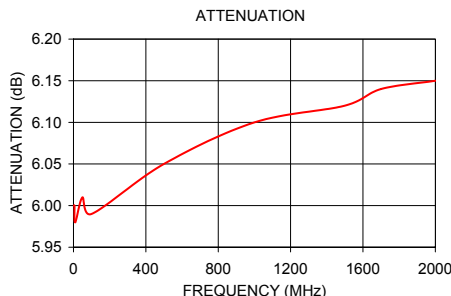
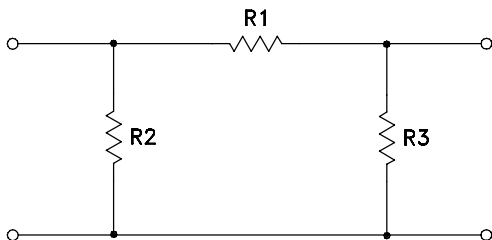
Typical Performance Data

FREQUENCY (MHz)	ATTENUATION (dB)	VSWR (:1)	
		BNC-Male	SMA-Female
1.00	6.00	1.00	1.00
5.00	6.00	1.00	1.00
10.00	5.98	1.00	1.00
50.00	6.01	1.00	1.01
100.00	5.99	1.01	1.01
500.00	6.05	1.03	1.02
1000.00	6.10	1.05	1.03
1500.00	6.12	1.07	1.04
1700.00	6.14	1.07	1.04
2000.00	6.15	1.07	1.04

Outline Dimensions (inch/mm)

B	D	wt
.61	1.69	grams
15.49	42.93	24.0

Electrical Schematic



Notes

- Performance and quality attributes and conditions not expressly stated in this specification document are intended to be excluded and do not form a part of this specification document.
- Electrical specifications and performance data contained in this specification document are based on Mini-Circuit's applicable established test performance criteria and measurement instructions.
- The parts covered by this specification document are subject to Mini-Circuits standard limited warranty and terms and conditions (collectively, "Standard Terms"); Purchasers of this part are entitled to the rights and benefits contained therein. For a full statement of the Standard Terms and the exclusive rights and remedies thereunder, please visit Mini-Circuits' website at www.minicircuits.com/MCLStore/terms.jsp

