



COAXIAL

Adapter

SF-BM50+

50Ω DC to 2 GHz SMA-Female to BNC-Male

FEATURES

- Flat response
- Excellent VSWR
- Low cost adapters, available from stock
- Brass body, nickel plated



Generic photo used for illustration purposes only

Model No.	SF-BM50+
Case Style	DJ1023
Connectors	SMA Female to BNC Male

+RoHS Compliant

The +Suffix identifies RoHS Compliance. See our website for methodologies and qualifications

APPLICATIONS

- Interconnection of RF cables and equipment
- Testing

ELECTRICAL SPECIFICATIONS $T_{AMB}=25^{\circ}C$

Parameter	Frequency (GHz)	Min.	Typ.	Max.	Units
Frequency Range	-	DC	-	2	GHz
Insertion Loss	-	-	0.05	-	dB
VSWR	-	-	-	1.20	:1

ABSOLUTE MAXIMUM RATINGS

Parameter	Ratings
Operating Temperature	-55°C to +100°C
Storage Temperature	-55°C to +100°C

Permanent damage may occur if any of these limits are exceeded.

REV. D
ECO-016626
SF-BM50+
MCL NY
230124





COAXIAL

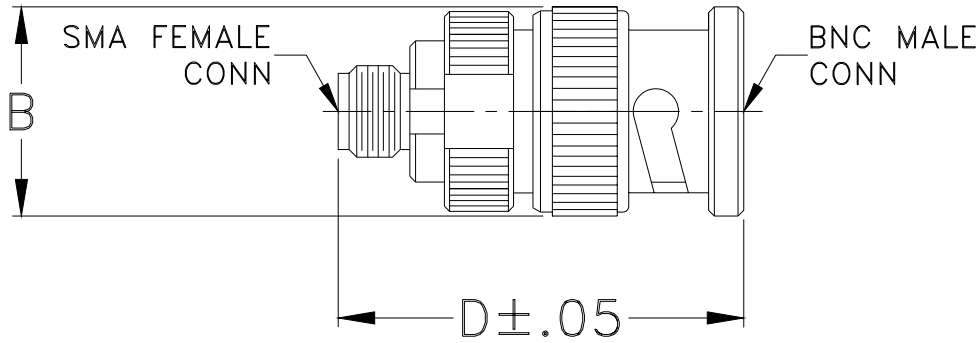
Adapter

SF-BM50+

Mini-Circuits

50Ω DC to 2 GHz SMA-Female to BNC-Male

OUTLINE DRAWING



OUTLINE DIMENSIONS (Inch/mm)

A	B	C	D	E	wt
--	.57	--	1.11	--	grams
--	14.48	--	28.19	--	13.3



COAXIAL

Adapter

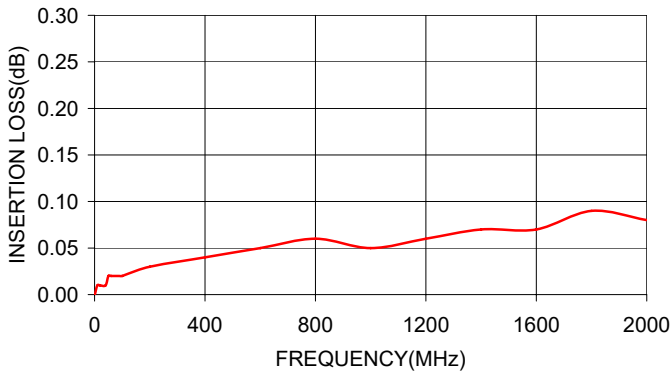
SF-BM50+

50Ω DC to 2 GHz SMA-Female to BNC-Male

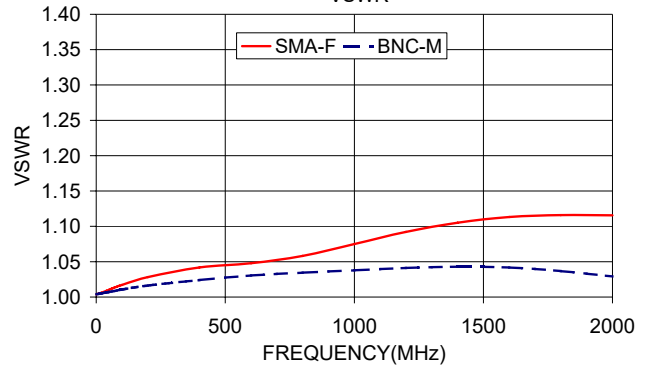
TYPICAL PERFORMANCE DATA

Frequency (MHz)	Insertion Loss (dB)	VSWR (:1)	
		SMA-F	BNC-M
1.00	0.00	1.00	1.00
10.00	0.01	1.00	1.00
20.00	0.01	1.01	1.01
40.00	0.01	1.01	1.01
50.00	0.02	1.01	1.01
60.00	0.02	1.01	1.01
70.00	0.02	1.01	1.01
80.00	0.02	1.01	1.01
90.00	0.02	1.02	1.01
100.00	0.02	1.02	1.01
200.00	0.03	1.03	1.02
400.00	0.04	1.04	1.02
600.00	0.05	1.05	1.03
800.00	0.06	1.06	1.03
1000.00	0.05	1.07	1.04
1200.00	0.06	1.09	1.04
1400.00	0.07	1.11	1.04
1600.00	0.07	1.11	1.04
1800.00	0.09	1.12	1.04
2000.00	0.08	1.12	1.03

SF-BM50 INSERTION LOSS



SF-BM50 VSWR



NOTES

- A. Performance and quality attributes and conditions not expressly stated in this specification document are intended to be excluded and do not form a part of this specification document.
- B. Electrical specifications and performance data contained in this specification document are based on Mini-Circuit's applicable established test performance criteria and measurement instructions.
- C. The parts covered by this specification document are subject to Mini-Circuits standard limited warranty and terms and conditions (collectively, "Standard Terms"); Purchasers of this part are entitled to the rights and benefits contained therein. For a full statement of the standard terms and the exclusive rights and remedies thereunder, please visit Mini-Circuits' website at www.minicircuits.com/terms/viewterm.html

