



COAXIAL

# Fixed Attenuator

## VAT-10W2+

50Ω 2 W 10 dB DC to 6 GHz SMA Female

### FEATURES

- Wideband coverage, DC to 6 GHz
- 2 Watt Rating
- Rugged Unibody Construction
- Off-The-Shelf Availability
- Very Low Cost

### APPLICATIONS

- Impedance Matching
- Signal Level Adjustment



Generic photo used for illustration purposes only

Model No.	VAT-10W2+
Case Style	DC1066
Connectors	SMA Female

### +RoHS Compliant

The +Suffix identifies RoHS Compliance. See our website for methodologies and qualifications

### ELECTRICAL SPECIFICATIONS AT +25°C

Parameter	Frequency (GHz)	Min.	Typ.	Max.	Unit
Frequency Range		DC		6	GHz
Attenuation, Nominal			10±0.3		dB
Attenuation <sup>1</sup> , Flatness <sup>2</sup>	DC - 3		0.10		dB
	3 - 5		0.20		
	5 - 6		0.15		
	DC - 6		0.35		
VSWR	DC - 3		1.15	1.25	:1
	3 - 5		1.35	1.60	
	5 - 6		1.60		
Input Power				2.0	W

1. Attenuation varies by 0.3 dB max. over temperature.

2. Flatness = variation over band divided by 2.

### ABSOLUTE MAXIMUM RATINGS

Parameter	Ratings
Operating Temperature	-45°C to +100°C
Storage Temperature	-55°C to +100°C

Permanent damage may occur if any of these limits are exceeded.

REV. D  
ECO-024278  
VAT-10W2+  
MCL NY  
250122





COAXIAL

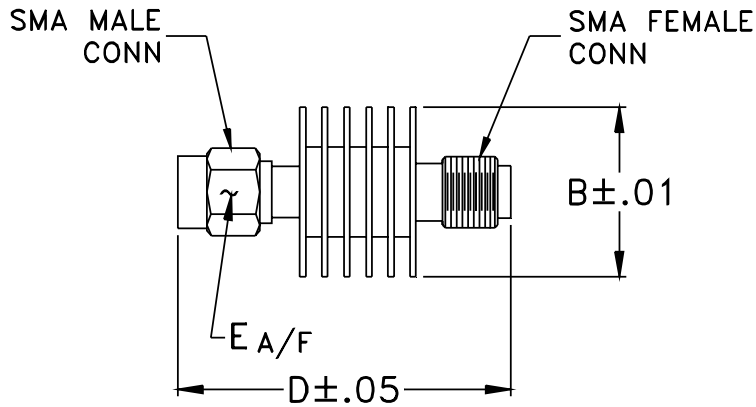
# Fixed Attenuator

## VAT-10W2+

Mini-Circuits

50Ω 2 W 10 dB DC to 6 GHz SMA Female

### OUTLINE DRAWING



### OUTLINE DIMENSIONS (Inch/mm)

B	D	E	wt
.74	1.43	.312	grams
18.80	36.32	7.92	11.4



COAXIAL

# Fixed Attenuator

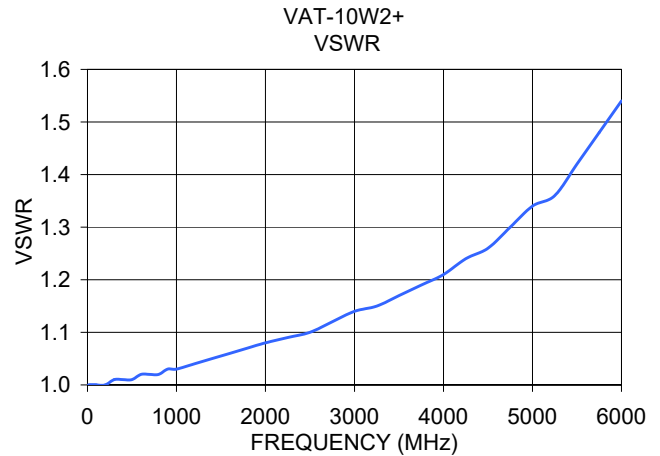
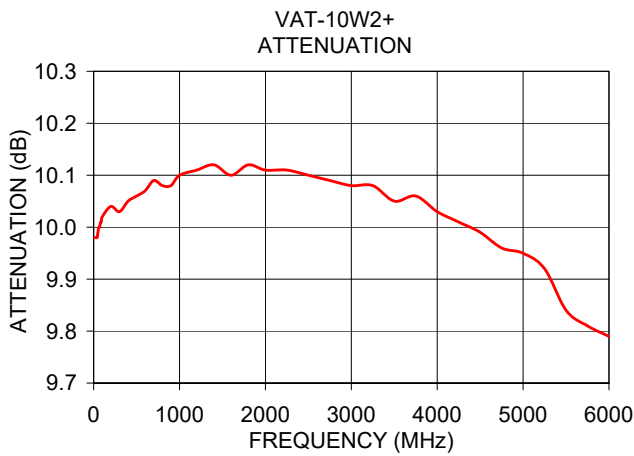
## VAT-10W2+



50Ω 2 W 10 dB DC to 6 GHz SMA Female

### TYPICAL PERFORMANCE DATA AND CHARTS

Frequency (MHz)	Attenuation (dB)	VSWR (:1)
10.00	9.98	1.00
100.00	10.02	1.00
1000.00	10.10	1.03
2000.00	10.11	1.08
3000.00	10.08	1.14
4000.00	10.03	1.21
4500.00	9.99	1.26
5000.00	9.95	1.34
5500.00	9.84	1.42
6000.00	9.79	1.54



#### NOTES

- A. Performance and quality attributes and conditions not expressly stated in this specification document are intended to be excluded and do not form a part of this specification document.
- B. Electrical specifications and performance data contained in this specification document are based on Mini-Circuits' applicable established test performance criteria and measurement instructions.
- C. The parts covered by this specification document are subject to Mini-Circuits' standard limited warranty and terms and conditions (collectively, "Standard Terms"); Purchasers of this part are entitled to the rights and benefits contained therein. For a full statement of the standard terms and the exclusive rights and remedies thereunder, please visit Mini-Circuits' website at [www.minicircuits.com/terms/viewterm.html](http://www.minicircuits.com/terms/viewterm.html)

