



COAXIAL

Fixed Attenuator

VAT-20W2+

Mini-Circuits

50Ω 2 W 20 dB DC to 6 GHz SMA Female

FEATURES

- Wideband coverage, DC to 6 GHz
- 2 Watt Rating
- Rugged Unibody Construction
- Off-The-Shelf Availability
- Very Low Cost

APPLICATIONS

- Impedance Matching
- Signal Level Adjustment



Generic photo used for illustration purposes only

Model No.	VAT-20W2+
Case Style	DC1066
Connectors	SMA Female

+RoHS Compliant

The +Suffix identifies RoHS Compliance. See our website for methodologies and qualifications

ELECTRICAL SPECIFICATIONS AT +25°C

Parameter	Frequency (GHz)	Min.	Typ.	Max.	Unit
Frequency Range		DC		6	GHz
Attenuation, Nominal			20±0.3		dB
Attenuation ¹ , Flatness ²	DC - 3		0.50		dB
	3 - 5		0.45		
	5 - 6		0.20		
	DC - 6		1.05		
VSWR	DC - 3		1.35	1.55	:1
	3 - 5		1.70	1.95	
	5 - 6		1.95		
Input Power				2.0	W

1. Attenuation varies by 0.3 dB max. over temperature.

2. Flatness = variation over band divided by 2.

ABSOLUTE MAXIMUM RATINGS

Parameter	Ratings
Operating Temperature	-45°C to +100°C
Storage Temperature	-55°C to +100°C

Permanent damage may occur if any of these limits are exceeded.

REV. E
ECO-024278
VAT-20W2+
MCL NY
250122





COAXIAL

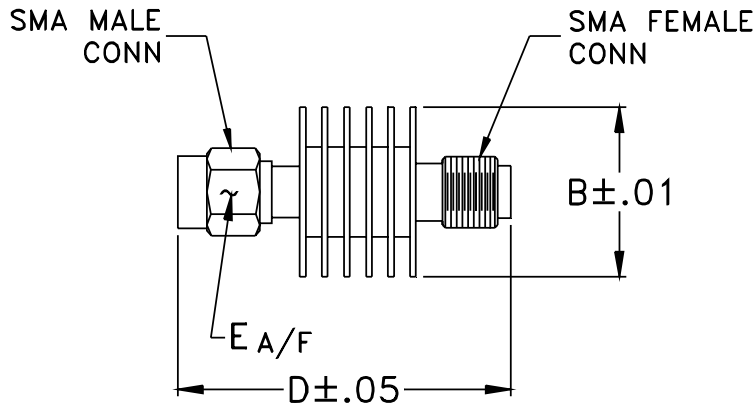
Fixed Attenuator

VAT-20W2+

Mini-Circuits

50Ω 2 W 20 dB DC to 6 GHz SMA Female

OUTLINE DRAWING



OUTLINE DIMENSIONS (Inch/mm)

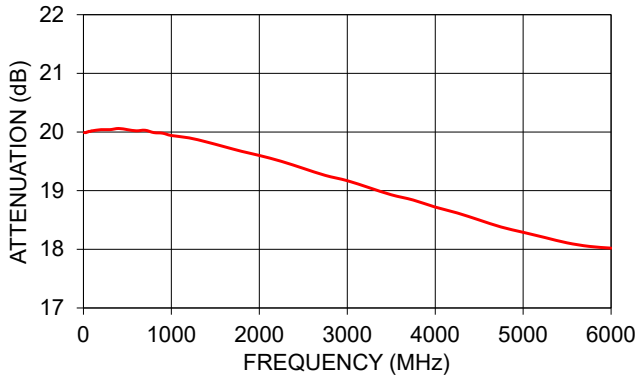
B	D	E	wt
.74	1.43	.312	grams
18.80	36.32	7.92	11.4



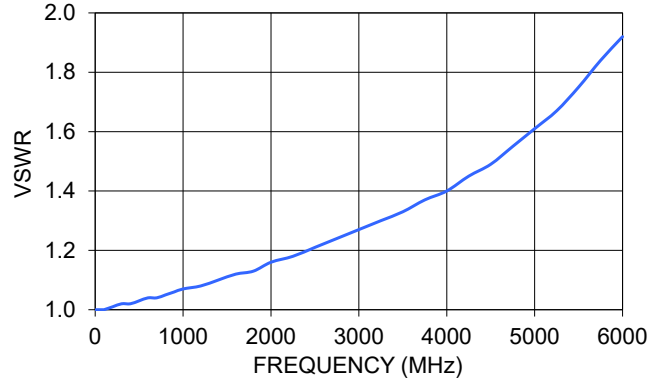
TYPICAL PERFORMANCE DATA AND CHARTS

Frequency (MHz)	Attenuation (dB)	VSWR (:1)
10.00	19.99	1.00
100.00	20.02	1.00
1000.00	19.94	1.07
2000.00	19.60	1.16
3000.00	19.17	1.27
4000.00	18.72	1.40
4500.00	18.50	1.49
5000.00	18.29	1.61
5500.00	18.11	1.75
6000.00	18.02	1.92

VAT-20W2+ ATTENUATION



VAT-20W2+ VSWR



NOTES

- A. Performance and quality attributes and conditions not expressly stated in this specification document are intended to be excluded and do not form a part of this specification document.
- B. Electrical specifications and performance data contained in this specification document are based on Mini-Circuits' applicable established test performance criteria and measurement instructions.
- C. The parts covered by this specification document are subject to Mini-Circuits' standard limited warranty and terms and conditions (collectively, "Standard Terms"); Purchasers of this part are entitled to the rights and benefits contained therein. For a full statement of the standard terms and the exclusive rights and remedies thereunder, please visit Mini-Circuits' website at www.minicircuits.com/terms/viewterm.html