

Surface Mount

Voltage Controlled Oscillator

ZX95-2404C+

Linear Tuning 2267 to 2404 MHz

Features

- linear tuning characteristics
- low phase noise
- low pulling
- low pushing
- aqueous washable

Applications

- point-to-point communication
- services ancillary to programming / broadcasting



CASE STYLE: GB956

Connectors	Model
SMA	ZX95-2404C-S+

+RoHS Compliant
 The +Suffix identifies RoHS Compliance. See our web site for RoHS Compliance methodologies and qualifications

Electrical Specifications

MODEL NO.	FREQ. (MHz)		POWER OUTPUT (dBm)	PHASE NOISE dBc/Hz SSB at offset frequencies, kHz				TUNING					NON HARMONIC SPURIOUS (dBc)	HARMONICS (dBc)		PULLING pk-pk @ 12 dB (MHz)	PUSHING (MHz/V)	DC OPERATING POWER				
	Min.	Max.		Typ.	1	10	100	1000	VOLTAGE RANGE (V)		SENSITIVITY (MHz/V)	PORT CAP (pF)		3 dB MODULATION BANDWIDTH (MHz)	Typ.			Typ.	Typ.	Typ.	Vcc	Current (mA)
	Typ.								Min.	Max.												
ZX95-2404C+	2267	2404	+0.5	-80	-106	-128	-148	1	13	19-27	18	120	-90	-26	-14	0.4	0.5	6	40			

Maximum Ratings

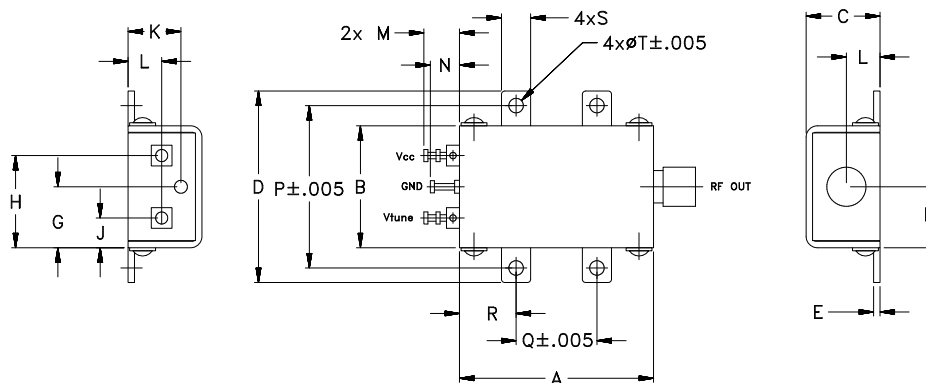
Operating Temperature	-55°C to 85°C
Storage Temperature	-55°C to 100°C
Absolute Max. Supply Voltage (Vcc)	7V
Absolute Max. Tuning Voltage (Vtune)	15V
All specifications	50 ohm system

Permanent damage may occur if any of these limits are exceeded.



NOTE: When soldering the DC connections, caution must be used to avoid overheating the DC terminals. See Application Note AN-40-10.

Outline Drawing



Outline Dimensions (inch/mm)

A	B	C	D	E	F	G	H	J	K	L	M	N	P	Q	R	S	T	wt.
1.20	.75	.46	1.18	.04	.38	.38	.57	.18	.33	.21	.22	.18	1.00	.50	.35	.18	.106	grams
30.48	19.05	11.68	29.97	1.02	9.65	9.65	14.48	4.57	8.38	5.33	5.59	4.57	25.40	12.70	8.89	4.57	2.69	35.0

Notes

- Performance and quality attributes and conditions not expressly stated in this specification document are intended to be excluded and do not form a part of this specification document.
- Electrical specifications and performance data contained in this specification document are based on Mini-Circuit's applicable established test performance criteria and measurement instructions.
- The parts covered by this specification document are subject to Mini-Circuits standard limited warranty and terms and conditions (collectively, "Standard Terms"); Purchasers of this part are entitled to the rights and benefits contained therein. For a full statement of the Standard Terms and the exclusive rights and remedies thereunder, please visit Mini-Circuits' website at www.minicircuits.com/MCLStore/terms.jsp



www.minicircuits.com P.O. Box 350166, Brooklyn, NY 11235-0003 (718) 934-4500 sales@minicircuits.com

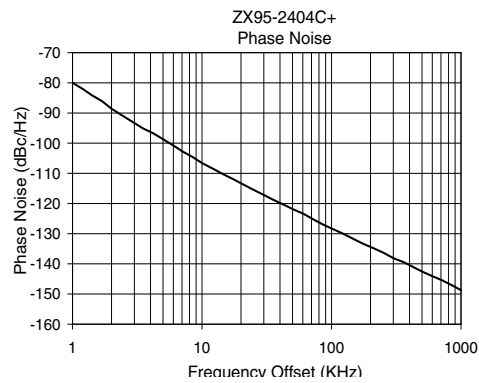
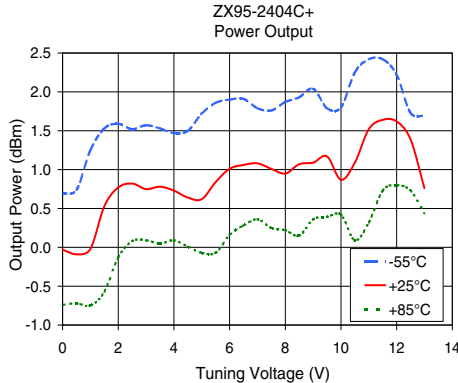
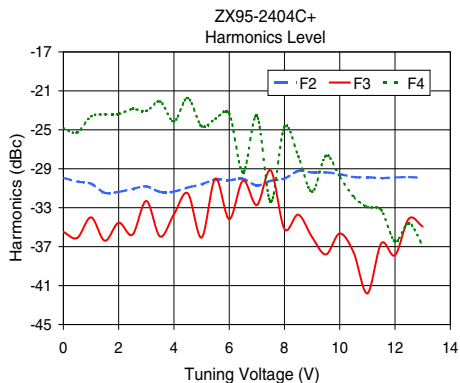
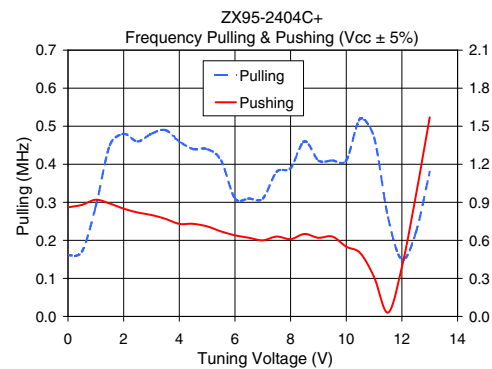
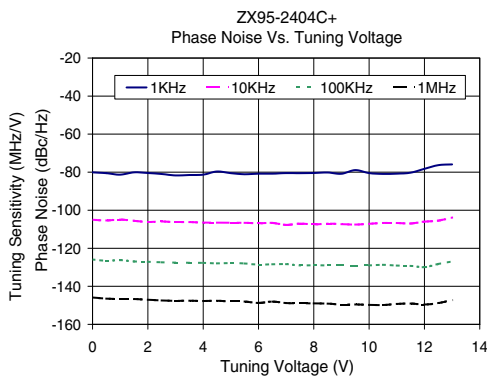
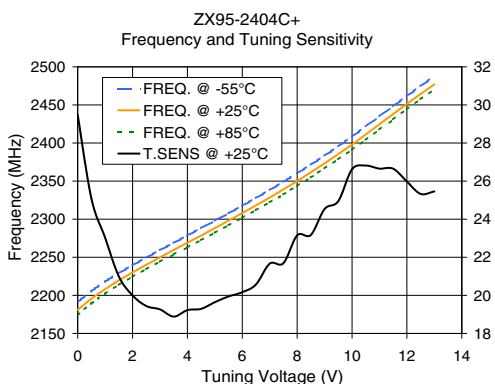
REV. B
 M153432
 EDR-10997MPF1
 ZX95-2404C+
 RAV
 151019
 Page 1 of 2

Performance Data & Curves*

ZX95-2404C+

V TUNE	TUNE SENS (MHz/V)	FREQUENCY (MHz)			POWER OUTPUT (dBm)			Icc (mA)	HARMONICS (dBc)			FREQ. PUSH (MHz/V)	FREQ. PULL (MHz)	PHASE NOISE (dBc/Hz) at offsets				FREQ OFFSET (KHz)	PHASE NOISE at 2336 MHz (dBc/Hz)
		-55°C	+25°C	+85°C	-55°C	+25°C	+85°C		F2	F3	F4			1kHz	10kHz	100kHz	1MHz		
0.00	29.48	2191.3	2180.9	2174.0	0.69	-0.03	-0.74	28.16	-29.9	-35.5	-24.9	0.86	0.16	-80.08	-105.0	-125.9	-145.9	1.0	-79.97
1.00	23.03	2218.0	2208.1	2202.1	1.25	-0.02	-0.75	28.43	-30.5	-34.0	-23.6	0.92	0.29	-81.29	-104.9	-126.2	-146.6	2.0	-88.57
1.50	20.99	2229.1	2219.7	2213.6	1.53	0.53	-0.57	28.58	-31.5	-36.4	-23.4	0.89	0.45	-80.08	-105.6	-126.9	-146.7	3.5	-95.10
2.00	20.00	2239.5	2230.2	2224.4	1.59	0.77	-0.13	28.72	-31.4	-34.6	-23.4	0.85	0.48	-80.45	-106.2	-127.1	-147.1	6.0	-100.77
2.50	19.44	2249.5	2240.2	2234.4	1.52	0.82	0.08	28.84	-31.1	-35.8	-22.9	0.82	0.46	-80.94	-105.9	-127.4	-147.4	8.5	-104.66
3.00	19.26	2259.3	2249.9	2244.1	1.57	0.75	0.09	28.93	-30.8	-32.3	-23.1	0.80	0.48	-81.72	-106.3	-127.5	-147.7	10.0	-106.59
3.50	18.89	2268.8	2259.5	2253.7	1.53	0.78	0.05	29.04	-31.4	-36.0	-22.1	0.77	0.49	-81.50	-106.2	-127.7	-147.6	20.8	-113.69
4.00	19.22	2278.5	2269.0	2263.2	1.47	0.73	0.09	29.12	-31.3	-33.7	-24.1	0.73	0.46	-81.31	-106.5	-127.7	-147.8	35.5	-118.76
4.50	19.29	2288.1	2278.6	2272.5	1.50	0.64	0.01	29.19	-30.9	-31.5	-21.7	0.73	0.44	-79.65	-106.5	-127.9	-147.6	60.7	-123.41
5.00	19.64	2297.9	2288.2	2282.2	1.72	0.62	-0.07	29.27	-30.6	-36.1	-24.6	0.71	0.44	-80.52	-106.6	-127.8	-148.0	86.7	-127.03
5.50	19.94	2307.7	2298.0	2291.8	1.86	0.84	-0.07	29.36	-30.1	-30.0	-23.9	0.67	0.41	-81.10	-106.6	-128.0	-148.0	100.0	-128.26
6.00	20.16	2317.6	2308.0	2301.8	1.90	1.01	0.16	29.49	-30.2	-34.2	-23.3	0.64	0.31	-80.77	-106.9	-128.6	-148.7	148.1	-131.79
7.00	21.67	2338.3	2328.4	2322.2	1.79	1.08	0.36	29.69	-30.7	-32.7	-23.6	0.60	0.31	-80.49	-107.7	-128.4	-148.8	177.0	-133.41
8.00	23.15	2360.2	2350.0	2343.7	1.87	0.95	0.22	29.88	-30.0	-35.2	-24.7	0.61	0.39	-80.43	-107.4	-128.9	-149.0	211.6	-134.83
9.00	24.53	2383.5	2373.2	2366.7	2.04	1.09	0.36	30.11	-29.4	-36.0	-31.4	0.62	0.41	-80.84	-107.3	-129.0	-149.6	302.4	-138.19
10.00	26.63	2408.5	2397.9	2391.2	1.80	0.87	0.42	30.29	-29.6	-35.7	-29.8	0.55	0.41	-80.48	-107.1	-129.0	-149.8	361.5	-139.45
10.50	26.82	2421.7	2411.3	2404.1	2.25	1.09	0.09	30.41	-29.9	-37.6	-31.9	0.50	0.52	-80.91	-106.7	-128.7	-149.8	507.5	-142.68
11.00	26.66	2435.0	2424.7	2417.6	2.42	1.52	0.32	30.6	-29.9	-41.8	-32.9	0.31	0.47	-80.77	-106.7	-129.1	-149.25	606.7	-144.16
12.00	25.98	2461.6	2451.3	2444.3	2.22	1.62	0.80	30.86	-29.9	-37.9	-36.5	0.39	0.15	-78.26	-106.0	-129.9	-149.6	851.6	-147.10
13.00	25.46	2487.9	2477.0	2470.1	1.69	0.76	0.44	30.98	-29.9	-34.9	-36.9	1.57	0.38	-75.94	-103.8	-126.9	-147.2	1000.0	-148.70

*at 25°C unless mentioned otherwise



Notes

- A. Performance and quality attributes and conditions not expressly stated in this specification document are intended to be excluded and do not form a part of this specification document.
- B. Electrical specifications and performance data contained in this specification document are based on Mini-Circuit's applicable established test performance criteria and measurement instructions.
- C. The parts covered by this specification document are subject to Mini-Circuits standard limited warranty and terms and conditions (collectively, "Standard Terms"); Purchasers of this part are entitled to the rights and benefits contained therein. For a full statement of the Standard Terms and the exclusive rights and remedies thereunder, please visit Mini-Circuits' website at www.minicircuits.com/MCLStore/terms.jsp

